

Laurelmont Community Association

Balance Sheet
As of 07/31/21

ASSETS

CURRENT ASSETS

OPERATING FUNDS

Pacific Western Bank	\$ 116,010.98	
Union Bk Prior Op	1,819.60	
Due To\From Reserve	(172,946.84)	

TOTAL OPERATING FUNDS	<hr/>	\$ (55,116.26)
-----------------------	-------	----------------

RESERVE FUNDS

Pacific Western Bank MMA	\$ 1,788,479.44	
Union Bank Prior MM	(846.00)	
Morgan Stanley MM	1,570,348.29	
Due To\From Operating	172,946.84	

TOTAL RESERVE FUNDS	<hr/>	\$ 3,530,928.57
---------------------	-------	-----------------

OTHER ASSETS

Accounts Receivable	\$ 28,593.53	
Allowance for Bad Debt	(12,100.37)	
Other Prepaid Expenses	25.55	
Clearing/Suspense Account	1,155.00	

TOTAL OTHER ASSETS	<hr/>	\$ 17,673.71
--------------------	-------	--------------

TOTAL ASSETS		<hr/>	\$ 3,493,486.02
--------------	--	-------	-----------------

=====

LIABILITIES & EQUITY

CURRENT LIABILITIES

Prepaid Owner Assessments	\$ 30,123.55	
Accounts Payable	21,774.43	
Delinquency Fee Payable	1,415.00	
Federal Tax Payable	4,409.00	
Franchise Tax Payable	1,480.00	
Loan - Pacific Premier Repipe	828,347.21	

TOTAL CURRENT LIABILITIES	<hr/>	\$ 887,549.19
---------------------------	-------	---------------

RESERVES

Laurelmont Community Association

Balance Sheet
As of 07/31/21

Cooling Systems	\$ 8,438.17	
Landscape	12,314.89	
Irrigation	58,044.56	
Lighting	14,894.86	
Doors	85,123.76	
Fences, Gates/Walls	431,697.47	
Gas Lines	163,030.75	
Signs	5,373.45	
Painting	436,229.70	
Pools/Spas	93,611.70	
Streets & Drives	248,685.76	
Roofs	1,427,069.19	
Mailboxes	25,487.56	
Siding/Wood Replacement	202,512.94	
Trees	40,048.27	
Termites	40,479.23	
Plumbing	93,597.21	
Taxes	(7,451.00)	
Contingency	99,545.67	
Reserve Interest	52,194.43	
TOTAL RESERVES	<hr/>	\$ 3,530,928.57
EQUITY		
Retained Earnings	\$ (983,886.52)	
CURRENT YEAR NET INCOME(LOSS)	58,894.78	
SUBTOTAL EQUITY	<hr/>	\$ (924,991.74)
TOTAL LIABILITIES & EQUITY		<hr/> \$ 3,493,486.02 =====

Laurelmont Community Association

Income/Expense Statement
Period: 07/01/21 to 07/31/21

Account	Description	Current Period			Year-To-Date			Yearly Budget
		Actual	Budget	Variance	Actual	Budget	Variance	
INCOME:								
04010	Assessments	94,530.45	94,530.45	.00	661,713.15	661,713.15	.00	1,134,365.40
04130	Reserve Interest	129.29	.00	129.29	1,351.14	.00	1,351.14	.00
04140	Late Charges	191.92	.00	191.92	730.98	.00	730.98	.00
04190	Miscellaneous	4,337.50	.00	4,337.50	4,387.50	.00	4,387.50	.00
04230	Compliance Fines	.00	.00	.00	250.00	.00	250.00	.00
Subtotal Income		99,189.16	94,530.45	4,658.71	668,432.77	661,713.15	6,719.62	1,134,365.40
EXPENSES								
Utilities								
05020	Electricity	.00	1,500.00	1,500.00	1,793.69	10,500.00	8,706.31	18,000.00
05030	Gas	.00	541.67	541.67	252.28	3,791.69	3,539.41	6,500.00
05070	Water	.00	3,098.58	3,098.58	1,579.56	21,690.06	20,110.50	37,183.00
Utilities		.00	5,140.25	5,140.25	3,625.53	35,981.75	32,356.22	61,683.00
Land Maintenance								
05510	Contract Landscape	12,470.40	12,470.40	.00	87,292.40	87,292.80	.40	149,644.80
05550	Landscape Extras	.00	416.67	416.67	1,389.56	2,916.69	1,527.13	5,000.00
05555	Landscaping - Other	.00	448.28	448.28	.00	3,137.96	3,137.96	5,379.35
05560	Sprinkler Repair	.00	416.67	416.67	2,635.79	2,916.69	280.90	5,000.00
05850	Tree Maintenance	2,550.00	1,413.75	(1,136.25)	7,325.00	9,896.25	2,571.25	16,965.00
05950	Back Flow Inspection	.00	41.67	41.67	.00	291.69	291.69	500.00
Land Maintenance		15,020.40	15,207.44	187.04	98,642.75	106,452.08	7,809.33	182,489.15
Pool Maintenance								
06010	Contract Pool Service	660.00	575.00	(85.00)	4,080.00	4,025.00	(55.00)	6,900.00
06040	Pool Chemicals	420.82	83.33	(337.49)	5,586.82	583.31	(5,003.51)	1,000.00
06060	Pool Supplies/Repairs	415.00	541.67	126.67	2,805.25	3,791.69	986.44	6,500.00
Pool Maintenance		1,495.82	1,200.00	(295.82)	12,472.07	8,400.00	(4,072.07)	14,400.00
Contract Maintenance								
07010	Building-Rpr/Maint	.00	833.33	833.33	8,430.88	5,833.31	(2,597.57)	10,000.00
07020	Janitorial - Contract	458.00	446.67	(11.33)	2,899.00	3,126.69	227.69	5,360.00
07030	Janitorial - Supplies	41.14	125.00	83.86	687.71	875.00	187.29	1,500.00
07050	Common Areas - Repipe Proje	.00	8,341.65	8,341.65	.00	58,391.55	58,391.55	100,099.85

Laurelmont Community Association

Income/Expense Statement
Period: 07/01/21 to 07/31/21

Account	Description	Current Period			Year-To-Date			Yearly Budget
		Actual	Budget	Variance	Actual	Budget	Variance	
07150	Roof Repairs	.00	2,754.00	2,754.00	61,870.19	19,278.00	(42,592.19)	33,048.00
08020	Electrical Repairs	.00	235.17	235.17	120.00	1,646.19	1,526.19	2,822.00
08050	Common Area	273.58	833.33	559.75	2,281.58	5,833.31	3,551.73	10,000.00
08055	General Repairs	.00	1,250.00	1,250.00	2,950.40	8,750.00	5,799.60	15,000.00
08070	Lighting	.00	.00	.00	120.00	.00	(120.00)	.00
08110	Pest Control	533.50	890.00	356.50	3,942.00	6,230.00	2,288.00	10,680.00
08115	Pest Control - Termites	.00	.00	.00	925.00	.00	(925.00)	.00
08120	Plumbing Repairs	165.00	1,689.74	1,524.74	20,040.00	11,828.18	(8,211.82)	20,276.92
08130	Gate & Monuments	.00	458.33	458.33	2,847.00	3,208.31	361.31	5,500.00
08140	Security Patrol	426.00	718.04	292.04	1,933.88	5,026.28	3,092.40	8,616.48
Contract Maintenance		1,897.22	18,575.26	16,678.04	109,047.64	130,026.82	20,979.18	222,903.25
Administration								
09010	Bad Debts	.00	233.33	233.33	.00	1,633.31	1,633.31	2,800.00
09020	Audit/Tax Preparation	.00	100.00	100.00	3,089.38	700.00	(2,389.38)	1,200.00
09070	Federal Income Tax	6,640.00	.00	(6,640.00)	6,640.00	.00	(6,640.00)	.00
09080	State Taxes	.00	.00	.00	333.58	.00	(333.58)	.00
09090	License & Permits	500.00	50.00	(450.00)	1,225.00	350.00	(875.00)	600.00
09110	Insurance	4,663.98	3,981.25	(682.73)	27,534.66	27,868.75	334.09	47,775.00
09117	Earthquake Ins	.00	1,225.00	1,225.00	9,294.18	8,575.00	(719.18)	14,700.00
09120	Legal Services	.00	500.00	500.00	1,726.35	3,500.00	1,773.65	6,000.00
09130	Management Services	.00	2,770.00	2,770.00	20,339.34	19,390.00	(949.34)	33,240.00
09140	Interest Expense - Repipe Loa	4,058.42	4,166.67	108.25	28,468.45	29,166.69	698.24	50,000.00
09160	Printing & Mailing	.00	858.33	858.33	278.52	6,008.31	5,729.79	10,300.00
09165	Office Supplies	.00	.00	.00	1,497.23	.00	(1,497.23)	.00
09166	Storage	.00	.00	.00	2,484.20	.00	(2,484.20)	.00
09186	Reserve Study	.00	106.25	106.25	1,350.00	743.75	(606.25)	1,275.00
09450	Other Professional Fees	.00	.00	.00	753.94	.00	(753.94)	.00
09475	Miscellaneous	.00	416.67	416.67	735.17	2,916.69	2,181.52	5,000.00
Administration		15,862.40	14,407.50	(1,454.90)	105,750.00	100,852.50	(4,897.50)	172,890.00
Reserve Allocations								
09610	Reserve Contribution	40,000.00	40,000.00	.00	280,000.00	280,000.00	.00	480,000.00
09791	Interest Adjustment	43.68	.00	(43.68)	1,265.53	.00	(1,265.53)	.00
Reserve Allocations		40,043.68	40,000.00	(43.68)	281,265.53	280,000.00	(1,265.53)	480,000.00
TOTAL EXPENSES		74,319.52	94,530.45	20,210.93	610,803.52	661,713.15	50,909.63	1,134,365.40
Current Year Net Income/(loss)		24,869.64	.00	24,869.64	57,629.25	.00	57,629.25	.00

Laurelmont Community Association

Income/Expense Statement
Period: 07/01/21 to 07/31/21

Account	Description	Actual	Current Period Budget	Variance	Actual	Year-To-Date Budget	Variance	Yearly Budget
---------	-------------	--------	--------------------------	----------	--------	------------------------	----------	------------------

=====

Laurelmont Community Association

Reserve Statement Report
 Period: 07/01/21 to 07/31/21

Account	Description	Current Period			Year-To-Date			Yearly
		Actual	Budget	Variance	Actual	Budget	Variance	Budget
INCOME								
04905	Reserve Contribution Income	40,000.00	40,000.00	.00	280,000.00	280,000.00	.00	480,000.00
04910	Interest Earned - Reserves	43.68	.00	43.68	1,265.53	.00	1,265.53	.00

	RESERVE INCOME	40,043.68	40,000.00	43.68	281,265.53	280,000.00	1,265.53	480,000.00
EXPENSES								
09834	Contiingency	1,165.05	1,165.05	.00	8,155.35	8,155.35	.00	13,980.60
09844	Doors	2,969.34	2,969.34	.00	20,785.38	20,785.38	.00	35,632.08
09852	Fences/Gates & Walls	7,893.80	7,893.80	.00	55,256.60	55,256.60	.00	94,725.60
09868	Gas Lines	1,544.75	1,544.75	.00	10,813.25	10,813.25	.00	18,537.00
09884	Irrigation	375.89	375.89	.00	2,631.23	2,631.23	.00	4,510.68
09886	Landscape	647.65	647.65	.00	4,533.55	4,533.55	.00	7,771.80
09892	Lighting	281.22	281.22	.00	1,968.54	1,968.54	.00	3,374.64
09902	Mailbox	297.93	297.93	.00	2,085.51	2,085.51	.00	3,575.16
09914	Painting	4,139.60	4,139.60	.00	28,977.20	28,977.20	.00	49,675.20
09918	Pest Control	934.38	934.38	.00	6,540.66	6,540.66	.00	11,212.56
09920	Plumbing	1,544.75	1,544.75	.00	10,813.25	10,813.25	.00	18,537.00
09924	Pools/Spa	1,477.54	1,477.54	.00	10,342.78	10,342.78	.00	17,730.48
09936	Roofs	10,314.97	10,314.97	.00	72,204.79	72,204.79	.00	123,779.64
09944	Siding/Wood Repalcement	1,854.10	1,854.10	.00	12,978.70	12,978.70	.00	22,249.20
09946	Signs	74.27	74.27	.00	519.89	519.89	.00	891.24
09952	Streets	4,484.76	4,484.76	.00	31,393.32	31,393.32	.00	53,817.12

	RESERVE EXPENSES	40,000.00	40,000.00	.00	280,000.00	280,000.00	.00	480,000.00

	RESERVE INCOME/EXPENSI	43.68	.00	43.68	1,265.53	.00	1,265.53	.00
=====								

Laurelmont Community Association

Income/Expense Statement
Actual spreadsheet Start date: 01/01/21 Cutoff date: 07/31/21

	JAN	FEB	MAR	APR	MAY	JUN	JUL	AUG	SEP	OCT	NOV	DEC	Total
--	-----	-----	-----	-----	-----	-----	-----	-----	-----	-----	-----	-----	-------

INCOME:

Assessments	0	189061	94530	94530	94530	94530	94530	0	0	0	0	0	661713
Reserve Interest	0	1097	13	14	55	42	129	0	0	0	0	0	1351
Late Charges	0	59	0	0	96	384	192	0	0	0	0	0	731
Miscellaneous	0	0	0	25	0	25	4338	0	0	0	0	0	4388
Compliance Fines	0	250	0	0	0	0	0	0	0	0	0	0	250

Subtotal Income	0	190467	94544	94570	94682	94981	99189	0	0	0	0	0	668433
-----------------	---	--------	-------	-------	-------	-------	-------	---	---	---	---	---	--------

EXPENSES

Utilities													
Electricity	0	1794	0	0	0	0	0	0	0	0	0	0	1794
Gas	0	16	0	236	0	0	0	0	0	0	0	0	252
Water	0	1668	89-	0	0	0	0	0	0	0	0	0	1580

Utilities	0	3478	89-	236	0	0	0	0	0	0	0	0	3626
-----------	---	------	-----	-----	---	---	---	---	---	---	---	---	------

Land Maintenance													
Contract Landscape	0	24940	12470	12470	12470	12470	12470	0	0	0	0	0	87292
Landscape Extras	0	0	0	66	680	644	0	0	0	0	0	0	1390
Sprinkler Repair	0	0	0	2541	95	0	0	0	0	0	0	0	2636
Tree Maintenance	0	0	0	85	0	4690	2550	0	0	0	0	0	7325

Land Maintenance	0	24940	12470	15162	13245	17804	15020	0	0	0	0	0	98643
------------------	---	-------	-------	-------	-------	-------	-------	---	---	---	---	---	-------

Pool Maintenance													
Contract Pool Service	0	900	0	0	0	2520	660	0	0	0	0	0	4080
Pool Chemicals	0	5166	0	0	0	0	421	0	0	0	0	0	5587
Pool Supplies/Repairs	0	1499	0	0	0	891	415	0	0	0	0	0	2805

Pool Maintenance	0	7565	0	0	0	3411	1496	0	0	0	0	0	12472
------------------	---	------	---	---	---	------	------	---	---	---	---	---	-------

Contract Maintenance													
Building-Rpr/Maint	0	3240	0	2761	0	2430	0	0	0	0	0	0	8431
Janitorial - Contract	0	915	0	0	0	1526	458	0	0	0	0	0	2899
Janitorial - Supplies	0	461	0	0	0	186	41	0	0	0	0	0	688

Laurelmont Community Association

Income/Expense Statement

Actual spreadsheet Start date: 01/01/21 Cutoff date: 07/31/21

	JAN	FEB	MAR	APR	MAY	JUN	JUL	AUG	SEP	OCT	NOV	DEC	Total
Roof Repairs	0	45270	0	13400	420	2780	0	0	0	0	0	0	61870
Electrical Repairs	0	0	0	0	0	120	0	0	0	0	0	0	120
Common Area	0	0	0	1908	0	100	274	0	0	0	0	0	2282
General Repairs	0	2950	0	0	0	0	0	0	0	0	0	0	2950
Lighting	0	0	0	120	0	0	0	0	0	0	0	0	120
Pest Control	0	604	534	754	759	759	534	0	0	0	0	0	3942
Pest Control - Termites	0	0	0	275	0	650	0	0	0	0	0	0	925
Plumbing Repairs	0	15075	0	4425	0	375	165	0	0	0	0	0	20040
Gate & Monuments	0	2224	0	488	0	135	0	0	0	0	0	0	2847
Security Patrol	0	0	754	0	754	0	426	0	0	0	0	0	1934
<hr/>													
Contract Maintenance	0	70739	1287	24131	1932	9060	1897	0	0	0	0	0	109048
<hr/>													
Administration													
Audit/Tax Preparation	0	0	0	1789	1300	0	0	0	0	0	0	0	3089
Federal Income Tax	0	0	0	0	0	0	6640	0	0	0	0	0	6640
State Taxes	0	334	0	0	0	0	0	0	0	0	0	0	334
License & Permits	0	0	0	725	0	0	500	0	0	0	0	0	1225
Insurance	0	5589	1033-	8882	0	9432	4664	0	0	0	0	0	27535
Earthquake Ins	0	2545	5323	1427	0	0	0	0	0	0	0	0	9294
Legal Services	0	976	0	750	0	0	0	0	0	0	0	0	1726
Management Services	0	5539	3700	0	7400	3700	0	0	0	0	0	0	20339
Interest Expense - Repipe	0	8469	3773	3439	4670	4058	4058	0	0	0	0	0	28468
Printing & Mailing	0	279	0	0	0	0	0	0	0	0	0	0	279
Office Supplies	0	1497	0	0	0	0	0	0	0	0	0	0	1497
Storage	0	2484	0	0	0	0	0	0	0	0	0	0	2484
Reserve Study	0	0	0	675	675	0	0	0	0	0	0	0	1350
Other Professional Fees	0	754	0	0	0	0	0	0	0	0	0	0	754
Miscellaneous	0	720	0	0	0	15	0	0	0	0	0	0	735
<hr/>													
Administration	0	29186	11763	17688	14045	17206	15862	0	0	0	0	0	105750
<hr/>													
Reserve Allocations													
Reserve Contribution	0	80000	40000	40000	40000	40000	40000	0	0	0	0	0	280000
Interest Adjustment	0	1097	13	14	55	42	44	0	0	0	0	0	1266
<hr/>													
Reserve Allocations	0	81097	40013	40014	40055	40042	40044	0	0	0	0	0	281266
<hr/>													
TOTAL EXPENSES	0	217007	65445	97231	69278	87523	74320	0	0	0	0	0	610804

Laurelmont Community Association

Income/Expense Statement

Actual spreadsheet Start date: 01/01/21 Cutoff date: 07/31/21

	JAN	FEB	MAR	APR	MAY	JUN	JUL	AUG	SEP	OCT	NOV	DEC	Total
CURRENT YEAR NET INC	0	26539-	29098	2661-	25404	7458	24870	0	0	0	0	0	57629

=====

CASH DISBURSEMENTS

Starting Check Date: 7/01/21 Cash account #: "All"
 Ending Check Date: 7/31/21

Check-date	Check-#	Vend-#	Vendor Name	Check-amount	Reference
------------	---------	--------	-------------	--------------	-----------

Cash account #: 1010 Pacific Western Bank

7/29/21	1006	IRS	UNITED STATES TREASURY	3,010.00	2020Form7004/EFTPS			
		Vchr-#	Invoice-#	Inv-date	Acct #	Eff-date	Amount-paid	Reference
		129	072921A	7/29/21	9070	7/29/21	3,010.00	2020Form7004/EFTPS
7/29/21	1007	IRS	UNITED STATES TREASURY	3,630.00	2021/1120H/Dpst/EFTPS			
		Vchr-#	Invoice-#	Inv-date	Acct #	Eff-date	Amount-paid	Reference
		130	072921B	7/29/21	9070	7/29/21	3,630.00	2021/1120H/Dpst/EFTPS

Totals: 6,640.00

Cash account #: 1040 Pacific Western Bank MMA

7/16/21	105	SEV	SEVERSON PLUMBING SERVICES	2,360.00	Rplc 3rd Gas Riser/Final			
		Vchr-#	Invoice-#	Inv-date	Acct #	Eff-date	Amount-paid	Reference
		128	305993	7/16/21	3880	7/16/21	2,360.00	Rplc 3rd Gas Riser/Final

Totals: 2,360.00

Laurelmont Community Association

Reserve Statement As of 07/31/21

	BEGINNING OF YEAR	YTD ALLOCATION	YTD DISBURSEMENTS	AVAILABLE BALANCE
RESERVES:				
Cooling Systems	0.00	18,758.17	10,320.00	8,438.17
Landscape	0.00	14,257.84	1,942.95	12,314.89
Irrigation	0.00	59,172.23	1,127.67	58,044.56
Lighting	0.00	15,738.52	843.66	14,894.86
Doors	0.00	94,031.78	8,908.02	85,123.76
Fences, Gates/Walls	0.00	455,378.87	23,681.40	431,697.47
Gas Lines	0.00	167,665.00	4,634.25	163,030.75
Signs	0.00	5,596.26	222.81	5,373.45
Painting	0.00	448,648.50	12,418.80	436,229.70
Pools/Spas	0.00	99,599.53	5,987.83	93,611.70
Streets & Drives	0.00	262,140.04	13,454.28	248,685.76
Roofs	0.00	1,458,014.10	30,944.91	1,427,069.19
Mailboxes	0.00	26,381.35	893.79	25,487.56
Siding/Wood Replacement	0.00	208,075.24	5,562.30	202,512.94
Trees	0.00	40,048.27	0.00	40,048.27
Termites	0.00	43,282.37	2,803.14	40,479.23
Plumbing	0.00	127,846.46	34,249.25	93,597.21
Taxes	0.00	0.00	7,451.00	(7,451.00)
Contingency	0.00	103,040.82	3,495.15	99,545.67
Reserve Interest	0.00	52,451.26	256.83	52,194.43
Subtotal Reserves	0.00	3,700,126.61	169,198.04	3,530,928.57
TOTAL RESERVES	0.00	3,700,126.61	169,198.04	3,530,928.57

GENERAL LEDGER TRIAL BALANCE

Starting account #: "First"
Ending account #: "Last"

Starting date: 07/01/21
Ending date: 07/31/21

Acct-#	Description	Begin-balance	Total-DR	Total-CR	Net-change	End-balance
1010	Pacific Western Bank	22,367.22	114,284.00	20,640.24	93,643.76	116,010.98

DATE	SOURCE	REFEREN	DR-AMOUNT	CR-AMOUNT	DESCRIPTION	A/P REFERENCE
07/01/21	AR0000	AR04	4,797.80		Owner Cash Receipts	
07/01/21	AR0000	AR04	479.85		Owner Cash Receipts	
07/01/21	AR0000	AR04	959.70		Owner Cash Receipts	
07/02/21	AR0000	AR04	479.85		Owner Cash Receipts	
07/02/21	AR0000	AR04	4,318.65		Owner Cash Receipts	
07/04/21	AR0000	AR04	959.70		Owner Cash Receipts	
07/06/21	AR0000	AR04	7,727.27		Owner Cash Receipts	
07/06/21	AR0057	AR-057	1,919.47		Owner Cash Receipts	
07/07/21	AR0000	AR04	479.85		Owner Cash Receipts	
07/07/21	AR0000	AR04	1,779.55		Owner Cash Receipts	
07/08/21	AR0000	AR04	2,879.10		Owner Cash Receipts	
07/08/21	AR0058	AR-058	1,919.40		Owner Cash Receipts	
07/09/21	AR0000	AR04	22,600.93		Owner Cash Receipts	
07/09/21	AR0000	AR04	1,919.40		Owner Cash Receipts	
07/09/21	AR0000	AR04	479.85		Owner Cash Receipts	
07/12/21	AR0000	AR04	10,118.65		Owner Cash Receipts	
07/12/21	AR0059	AR-059	959.70		Owner Cash Receipts	
07/13/21	AR0000	400031	4,287.80		MISD DEP	
07/13/21	AR0000	AR04	5,276.65		Owner Cash Receipts	
07/13/21	AR0060	AR-060	959.70		Owner Cash Receipts	
07/13/21	CR0000	ADJUST		.30	Correct 7.13 Misc Dep	
07/14/21	AR0000	AR04	3,539.65		Owner Cash Receipts	
07/14/21	AR0061	AR-061	959.85		Owner Cash Receipts	
07/15/21	AR0000	AR04	5,758.20		Owner Cash Receipts	
07/15/21	AR0000	AR04	479.85		Owner Cash Receipts	
07/16/21	AR0000	AR04	2,879.10		Owner Cash Receipts	
07/16/21	AR0000	AR04	479.85		Owner Cash Receipts	
07/16/21	AR0062	AR-062	1,438.70		Owner Cash Receipts	
07/19/21	AR0000	AR04	1,439.70		Owner Cash Receipts	
07/19/21	AR0063	AR-063	479.85		Owner Cash Receipts	
07/19/21	CR0000	ADJUST		8,138.53	Jul Loan Pymt Auto Pay	
07/19/21	CR0000	ADJUST		4,058.42	Jul Loan Pymt Auto Pay	
07/20/21	AR0000	AR04	959.70		Owner Cash Receipts	
07/20/21	AR0064	AR-064	1,439.55		Owner Cash Receipts	
07/21/21	AR0000	AR04	479.85		Owner Cash Receipts	
07/21/21	AR0065	AR-065	479.85		Owner Cash Receipts	
07/26/21	AR0000	AR04	479.85		Owner Cash Receipts	
07/27/21	AR0000	AR04	2,259.38		Owner Cash Receipts	
07/28/21	AR0000	1150	50.00		MISC DEPOSIT	
07/28/21	AR0000	AR04	3,358.95		Owner Cash Receipts	
07/28/21	AR0066	AR-066	502.70		Owner Cash Receipts	
07/29/21	AP0162	1006		3,010.00	DEPARTMENT OF THE TREASURY 2020Form7004/EFTPS	
07/29/21	AP0163	1007		3,630.00	DEPARTMENT OF THE TREASURY 2021/1120H/Dpst/EFTPS	
07/29/21	AR0000	AR04	3,358.95		Owner Cash Receipts	

GENERAL LEDGER TRIAL BALANCE

Starting account #: "First"
Ending account #: "Last"

Starting date: 07/01/21
Ending date: 07/31/21

Acct-#	Description	Begin-balance	Total-DR	Total-CR	Net-change	End-balance
07/30/21	AR0000 AR04	6,718.05		Owner Cash Receipts		
07/30/21	AR0067 AR-067	959.70		Owner Cash Receipts		
07/30/21	CR0000 ADJUST		1,802.99	BankDirect Capital Jul		
07/31/21	AR0000 AR04	479.85		Owner Cash Receipts		

1015 Union Bk Prior Op 1,819.60 .00 .00 .00 1,819.60

1020 Due To\From Reserve 133,118.06CR 171.22 40,000.00 39,828.78CR 172,946.84CR

DATE SOURCE REFEREN DR-AMOUNT CR-AMOUNT DESCRIPTION A/P REFERENCE

07/31/21 GJ0028 073121 40,000.00 Due to Reserves Jul
07/31/21 GJ0029 073121 171.22 Adj Due To Jul

1040 Pacific Western Bank MMA 1,790,809.10 30.34 2,360.00 2,329.66CR 1,788,479.44

DATE SOURCE REFEREN DR-AMOUNT CR-AMOUNT DESCRIPTION A/P REFERENCE

07/16/21 AP0157 105 2,360.00 SEVERSON PLUMBING SERVICE Rplc 3rd Gas Riser/Final
07/31/21 RJ0001 INT 30.34 Interest Income

1041 Union Bank Prior MM 846.00CR .00 .00 .00 846.00CR

1045 Morgan Stanley MM 1,570,334.95 13.34 .00 13.34 1,570,348.29

DATE SOURCE REFEREN DR-AMOUNT CR-AMOUNT DESCRIPTION A/P REFERENCE

07/31/21 RJ0001 INT 13.34 Interest Income

1070 Due To\From Operating 133,118.06 40,000.00 171.22 39,828.78 172,946.84

DATE SOURCE REFEREN DR-AMOUNT CR-AMOUNT DESCRIPTION A/P REFERENCE

07/31/21 GJ0028 073121 40,000.00 Due to Reserves Jul
07/31/21 GJ0029 073121 171.22 Adj Due To Jul

1200 Accounts Receivable 28,568.14 94,722.37 94,696.98 25.39 28,593.53

DATE SOURCE REFEREN DR-AMOUNT CR-AMOUNT DESCRIPTION A/P REFERENCE

07/01/21 AR0000 AR04 4,320.45 Owner Cash Receipts
07/01/21 AR0000 AR04 479.85 Owner Cash Receipts
07/01/21 AR0000 AR04 959.70 Owner Cash Receipts
07/01/21 AR0133 AR01 94,530.45 Apply Assmt/Opt Charges
07/01/21 AR0134 AR08 12,053.48 Prepaid Application
07/02/21 AR0000 AR04 479.85 Owner Cash Receipts

GENERAL LEDGER TRIAL BALANCE

Starting account #: "First"
Ending account #: "Last"

Starting date: 07/01/21
Ending date: 07/31/21

Acct-#	Description	Begin-balance	Total-DR	Total-CR	Net-change	End-balance
07/02/21	AR0000 AR04		4,318.65	Owner Cash Receipts		
07/04/21	AR0000 AR04		959.70	Owner Cash Receipts		
07/06/21	AR0000 AR04		7,246.51	Owner Cash Receipts		
07/06/21	AR0057 AR-057		1,919.40	Owner Cash Receipts		
07/07/21	AR0000 AR04		479.85	Owner Cash Receipts		
07/07/21	AR0000 AR04		1,779.55	Owner Cash Receipts		
07/08/21	AR0000 AR04		2,879.10	Owner Cash Receipts		
07/08/21	AR0058 AR-058		1,919.40	Owner Cash Receipts		
07/09/21	AR0000 AR04		20,201.68	Owner Cash Receipts		
07/09/21	AR0000 AR04		1,919.40	Owner Cash Receipts		
07/09/21	AR0000 AR04		479.85	Owner Cash Receipts		
07/12/21	AR0000 AR04		4,438.75	Owner Cash Receipts		
07/12/21	AR0059 AR-059		959.70	Owner Cash Receipts		
07/13/21	AR0000 AR04		4,796.70	Owner Cash Receipts		
07/14/21	AR0000 AR04		3,539.65	Owner Cash Receipts		
07/14/21	AR0061 AR-061		878.95	Owner Cash Receipts		
07/15/21	AR0000 AR04		5,758.20	Owner Cash Receipts		
07/15/21	AR0000 AR04		479.85	Owner Cash Receipts		
07/16/21	AR0000 AR04		2,399.25	Owner Cash Receipts		
07/16/21	AR0000 AR04		479.85	Owner Cash Receipts		
07/16/21	AR0062 AR-062		1,438.70	Owner Cash Receipts		
07/19/21	AR0000 AR04		1,439.55	Owner Cash Receipts		
07/19/21	AR0063 AR-063		479.85	Owner Cash Receipts		
07/20/21	AR0000 AR04		959.70	Owner Cash Receipts		
07/20/21	AR0064 AR-064		1,439.55	Owner Cash Receipts		
07/21/21	AR0000 AR04		479.85	Owner Cash Receipts		
07/21/21	AR0065 AR-065		479.85	Owner Cash Receipts		
07/27/21	AR0000 AR04		340.08	Owner Cash Receipts		
07/30/21	AR0000 AR04		552.83	Owner Cash Receipts		
07/30/21	AR0067 AR-067		479.85	Owner Cash Receipts		
07/31/21	AR0000 AR04		479.85	Owner Cash Receipts		
07/31/21	AR0165 AR02	191.92		Apply Late Fees		
1205	Allowance for Bad Debt	12,100.37CR	.00	.00	.00	12,100.37CR
1500	Prepaid Insurance	.00	.00	.00	.00	.00
1510	Other Prepaid Expenses	25.55	.00	.00	.00	25.55
1600	Clearing/Suspense Account	1,155.00	.00	.00	.00	1,155.00
2010	Prepaid Owner Assessments	14,874.33CR	12,053.48	27,302.70	15,249.22CR	30,123.55CR

DATE	SOURCE	REFEREN	DR-AMOUNT	CR-AMOUNT	DESCRIPTION	A/P REFERENCE
07/01/21	AR0000	AR04		477.35	Owner Cash Receipts	
07/01/21	AR0134	AR08	12,053.48		Prepaid Application	
07/06/21	AR0000	AR04		480.76	Owner Cash Receipts	
07/06/21	AR0057	AR-057		.07	Owner Cash Receipts	

GENERAL LEDGER TRIAL BALANCE

Starting account #: "First"
Ending account #: "Last"

Starting date: 07/01/21
Ending date: 07/31/21

Acct-#	Description	Begin-balance	Total-DR	Total-CR	Net-change	End-balance
07/09/21	AR0000 AR04		2,399.25	Owner Cash Receipts		
07/12/21	AR0000 AR04		5,679.90	Owner Cash Receipts		
07/13/21	AR0000 AR04		479.95	Owner Cash Receipts		
07/13/21	AR0060 AR-060		959.70	Owner Cash Receipts		
07/14/21	AR0061 AR-061		80.90	Owner Cash Receipts		
07/16/21	AR0000 AR04		479.85	Owner Cash Receipts		
07/19/21	AR0000 AR04		.15	Owner Cash Receipts		
07/26/21	AR0000 AR04		479.85	Owner Cash Receipts		
07/27/21	AR0000 AR04		1,919.30	Owner Cash Receipts		
07/28/21	AR0000 AR04		3,358.95	Owner Cash Receipts		
07/28/21	AR0066 AR-066		502.70	Owner Cash Receipts		
07/29/21	AR0000 AR04		3,358.95	Owner Cash Receipts		
07/30/21	AR0000 AR04		6,165.22	Owner Cash Receipts		
07/30/21	AR0067 AR-067		479.85	Owner Cash Receipts		

2020 Accounts Payable .00 .00 21,774.43 21,774.43CR 21,774.43CR

DATE SOURCE REFEREN DR-AMOUNT CR-AMOUNT DESCRIPTION A/P REFERENCE

07/31/21 GJ0027 073121 21,774.43 Accrue Jul Expenses

2025 Delinquency Fee Payable 1,415.00CR .00 .00 .00 1,415.00CR

2027 Insurance Payable .00 .00 .00 .00 .00

2030 Federal Tax Payable 4,409.00CR .00 .00 .00 4,409.00CR

2035 Franchise Tax Payable 1,480.00CR .00 .00 .00 1,480.00CR

2040 Other Accrued Expenses .00 .00 .00 .00 .00

2050 Loan - Pacific Premier Repipe 836,485.74CR 8,138.53 .00 8,138.53 828,347.21CR

DATE SOURCE REFEREN DR-AMOUNT CR-AMOUNT DESCRIPTION A/P REFERENCE

07/19/21 CR0000 ADJUST 8,138.53 Jul Loan Pymt Auto Pay

3000 Retained Earnings 983,886.52 .00 .00 .00 983,886.52

3625 Cooling Systems 8,438.17CR .00 .00 .00 8,438.17CR

3670 Landscape 11,667.24CR .00 647.65 647.65CR 12,314.89CR

DATE SOURCE REFEREN DR-AMOUNT CR-AMOUNT DESCRIPTION A/P REFERENCE

07/31/21 RJ0002 RSRV 647.65 Reserve Contribution

3710 Irrigation 57,668.67CR .00 375.89 375.89CR 58,044.56CR

GENERAL LEDGER TRIAL BALANCE

Starting account #: "First"
Ending account #: "Last"

Starting date: 07/01/21
Ending date: 07/31/21

Acct-#	Description	Begin-balance	Total-DR	Total-CR	Net-change	End-balance
	DATE SOURCE REFEREN	DR-AMOUNT	CR-AMOUNT	DESCRIPTION	A/P REFERENCE	
	07/31/21 RJ0002 RSRV		375.89	Reserve Contribution		
3720	Lighting	14,613.64CR	.00	281.22	281.22CR	14,894.86CR
	DATE SOURCE REFEREN	DR-AMOUNT	CR-AMOUNT	DESCRIPTION	A/P REFERENCE	
	07/31/21 RJ0002 RSRV		281.22	Reserve Contribution		
3740	Doors	82,154.42CR	.00	2,969.34	2,969.34CR	85,123.76CR
	DATE SOURCE REFEREN	DR-AMOUNT	CR-AMOUNT	DESCRIPTION	A/P REFERENCE	
	07/31/21 RJ0002 RSRV		2,969.34	Reserve Contribution		
3750	Fences, Gates/Walls	423,803.67CR	.00	7,893.80	7,893.80CR	431,697.47CR
	DATE SOURCE REFEREN	DR-AMOUNT	CR-AMOUNT	DESCRIPTION	A/P REFERENCE	
	07/31/21 RJ0002 RSRV		7,893.80	Reserve Contribution		
3755	Gas Lines	161,486.00CR	.00	1,544.75	1,544.75CR	163,030.75CR
	DATE SOURCE REFEREN	DR-AMOUNT	CR-AMOUNT	DESCRIPTION	A/P REFERENCE	
	07/31/21 RJ0002 RSRV		1,544.75	Reserve Contribution		
3770	Signs	5,299.18CR	.00	74.27	74.27CR	5,373.45CR
	DATE SOURCE REFEREN	DR-AMOUNT	CR-AMOUNT	DESCRIPTION	A/P REFERENCE	
	07/31/21 RJ0002 RSRV		74.27	Reserve Contribution		
3775	Painting	432,090.10CR	.00	4,139.60	4,139.60CR	436,229.70CR
	DATE SOURCE REFEREN	DR-AMOUNT	CR-AMOUNT	DESCRIPTION	A/P REFERENCE	
	07/31/21 RJ0002 RSRV		4,139.60	Reserve Contribution		
3790	Pools/Spas	92,134.16CR	.00	1,477.54	1,477.54CR	93,611.70CR
	DATE SOURCE REFEREN	DR-AMOUNT	CR-AMOUNT	DESCRIPTION	A/P REFERENCE	

GENERAL LEDGER TRIAL BALANCE

Starting account #: "First"
Ending account #: "Last"

Starting date: 07/01/21
Ending date: 07/31/21

Acct-#	Description	Begin-balance	Total-DR	Total-CR	Net-change	End-balance
	07/31/21 RJ0002 RSRV		1,477.54	Reserve Contribution		
3800	Streets & Drives	244,201.00CR	.00	4,484.76	4,484.76CR	248,685.76CR
	DATE SOURCE REFEREN	DR-AMOUNT	CR-AMOUNT	DESCRIPTION		A/P REFERENCE
	07/31/21 RJ0002 RSRV		4,484.76	Reserve Contribution		
3810	Roofs	1,416,754.22CR	.00	10,314.97	10,314.97CR	1,427,069.19CR
	DATE SOURCE REFEREN	DR-AMOUNT	CR-AMOUNT	DESCRIPTION		A/P REFERENCE
	07/31/21 RJ0002 RSRV		10,314.97	Reserve Contribution		
3830	Mailboxes	25,189.63CR	.00	297.93	297.93CR	25,487.56CR
	DATE SOURCE REFEREN	DR-AMOUNT	CR-AMOUNT	DESCRIPTION		A/P REFERENCE
	07/31/21 RJ0002 RSRV		297.93	Reserve Contribution		
3840	Siding/Wood Replacement	200,658.84CR	.00	1,854.10	1,854.10CR	202,512.94CR
	DATE SOURCE REFEREN	DR-AMOUNT	CR-AMOUNT	DESCRIPTION		A/P REFERENCE
	07/31/21 RJ0002 RSRV		1,854.10	Reserve Contribution		
3850	Trees	40,048.27CR	.00	.00	.00	40,048.27CR
3855	Termites	39,544.85CR	.00	934.38	934.38CR	40,479.23CR
	DATE SOURCE REFEREN	DR-AMOUNT	CR-AMOUNT	DESCRIPTION		A/P REFERENCE
	07/31/21 RJ0002 RSRV		934.38	Reserve Contribution		
3880	Plumbing	94,412.46CR	2,360.00	1,544.75	815.25	93,597.21CR
	DATE SOURCE REFEREN	DR-AMOUNT	CR-AMOUNT	DESCRIPTION		A/P REFERENCE
	07/16/21 AP0157 105	2,360.00		SEVERSON PLUMBING SERVICE Rplc 3rd Gas Riser/Final		
	07/31/21 RJ0002 RSRV		1,544.75	Reserve Contribution		
3890	Taxes	7,451.00	.00	.00	.00	7,451.00
3920	Contingency	98,380.62CR	.00	1,165.05	1,165.05CR	99,545.67CR

GENERAL LEDGER TRIAL BALANCE

Starting account #: "First"
Ending account #: "Last"

Starting date: 07/01/21
Ending date: 07/31/21

Acct-#	Description	Begin-balance	Total-DR	Total-CR	Net-change	End-balance
	DATE SOURCE REFEREN	DR-AMOUNT	CR-AMOUNT	DESCRIPTION	A/P REFERENCE	
	07/31/21 RJ0002 RSRV		1,165.05	Reserve Contribution		
3921	Reserve Interest	52,280.04CR	256.83	171.22	85.61	52,194.43CR
	DATE SOURCE REFEREN	DR-AMOUNT	CR-AMOUNT	DESCRIPTION	A/P REFERENCE	
	07/31/21 GJ0023 073121	43.68		Correct Prior Entry		
	07/31/21 GJ0023 073121	41.93		Correct Prior Entry		
	07/31/21 GJ0024 073121	171.22		Correct Prior Entries		
	07/31/21 GJ0025 073121		171.22	Rev GJ0024		
4010	Assessments	567,182.70CR	.00	94,530.45	94,530.45CR	661,713.15CR
	DATE SOURCE REFEREN	DR-AMOUNT	CR-AMOUNT	DESCRIPTION	A/P REFERENCE	
	07/01/21 AR0133 AR01		94,530.45	Apply Assmt/Opt Charges		
4130	Reserve Interest	1,221.85CR	171.22	300.51	129.29CR	1,351.14CR
	DATE SOURCE REFEREN	DR-AMOUNT	CR-AMOUNT	DESCRIPTION	A/P REFERENCE	
	07/31/21 GJ0023 073121		43.68	Correct Prior Entry		
	07/31/21 GJ0023 073121		41.93	Correct Prior Entry		
	07/31/21 GJ0024 073121		171.22	Correct Prior Entries		
	07/31/21 GJ0025 073121	171.22		Rev GJ0024		
	07/31/21 RJ0001 INT		43.68	Interest Income		
4140	Late Charges	539.06CR	.00	191.92	191.92CR	730.98CR
	DATE SOURCE REFEREN	DR-AMOUNT	CR-AMOUNT	DESCRIPTION	A/P REFERENCE	
	07/31/21 AR0165 AR02		191.92	Apply Late Fees		
4190	Miscellaneous	50.00CR	.30	4,337.80	4,337.50CR	4,387.50CR
	DATE SOURCE REFEREN	DR-AMOUNT	CR-AMOUNT	DESCRIPTION	A/P REFERENCE	
	07/13/21 AR0000 400031		4,287.80	MISD DEP		
	07/13/21 CR0000 ADJUST	.30		Correct 7.13 Misc Dep		
	07/28/21 AR0000 1150		50.00	MISC DEPOSIT		
4230	Compliance Fines	250.00CR	.00	.00	.00	250.00CR
4905	Reserve Contribution Income	240,000.00CR	.00	40,000.00	40,000.00CR	280,000.00CR

GENERAL LEDGER TRIAL BALANCE

Starting account #: "First"
Ending account #: "Last"

Starting date: 07/01/21
Ending date: 07/31/21

Acct-#	Description	Begin-balance	Total-DR	Total-CR	Net-change	End-balance
	DATE SOURCE REFEREN	DR-AMOUNT	CR-AMOUNT	DESCRIPTION	A/P REFERENCE	
	07/31/21 RJ0002 RSRV		40,000.00	Reserve Contribution		
4910	Interest Earned - Reserves	1,221.85CR	.00	43.68	43.68CR	1,265.53CR
	DATE SOURCE REFEREN	DR-AMOUNT	CR-AMOUNT	DESCRIPTION	A/P REFERENCE	
	07/31/21 RJ0001 INT		43.68	Interest Income		
5020	Electricity	1,793.69	.00	.00	.00	1,793.69
5030	Gas	252.28	.00	.00	.00	252.28
5070	Water	1,579.56	.00	.00	.00	1,579.56
5510	Contract Landscape	74,822.00	12,470.40	.00	12,470.40	87,292.40
	DATE SOURCE REFEREN	DR-AMOUNT	CR-AMOUNT	DESCRIPTION	A/P REFERENCE	
	07/31/21 GJ0027 073121	12,470.40		Accrue Jul Expenses		
5550	Landscape Extras	1,389.56	.00	.00	.00	1,389.56
5560	Sprinkler Repair	2,635.79	.00	.00	.00	2,635.79
5850	Tree Maintenance	4,775.00	2,550.00	.00	2,550.00	7,325.00
	DATE SOURCE REFEREN	DR-AMOUNT	CR-AMOUNT	DESCRIPTION	A/P REFERENCE	
	07/31/21 GJ0027 073121	1,700.00		Accrue Jul Expenses		
	07/31/21 GJ0027 073121	850.00		Accrue Jul Expenses		
6010	Contract Pool Service	3,420.00	660.00	.00	660.00	4,080.00
	DATE SOURCE REFEREN	DR-AMOUNT	CR-AMOUNT	DESCRIPTION	A/P REFERENCE	
	07/31/21 GJ0027 073121	660.00		Accrue Jul Expenses		
6040	Pool Chemicals	5,166.00	420.82	.00	420.82	5,586.82
	DATE SOURCE REFEREN	DR-AMOUNT	CR-AMOUNT	DESCRIPTION	A/P REFERENCE	
	07/31/21 GJ0027 073121	420.82		Accrue Jul Expenses		
6060	Pool Supplies/Repairs	2,390.25	415.00	.00	415.00	2,805.25

GENERAL LEDGER TRIAL BALANCE

Starting account #: "First"
Ending account #: "Last"

Starting date: 07/01/21
Ending date: 07/31/21

Acct-#	Description	Begin-balance	Total-DR	Total-CR	Net-change	End-balance
	DATE SOURCE REFEREN	DR-AMOUNT	CR-AMOUNT	DESCRIPTION	A/P REFERENCE	
	07/31/21 GJ0027 073121	415.00		Accrue Jul Expenses		
7010	Building-Rpr/Maint	8,430.88	.00	.00	.00	8,430.88
7020	Janitorial - Contract	2,441.00	458.00	.00	458.00	2,899.00
	DATE SOURCE REFEREN	DR-AMOUNT	CR-AMOUNT	DESCRIPTION	A/P REFERENCE	
	07/31/21 GJ0027 073121	458.00		Accrue Jul Expenses		
7030	Janitorial - Supplies	646.57	41.14	.00	41.14	687.71
	DATE SOURCE REFEREN	DR-AMOUNT	CR-AMOUNT	DESCRIPTION	A/P REFERENCE	
	07/31/21 GJ0027 073121	41.14		Accrue Jul Expenses		
7150	Roof Repairs	61,870.19	.00	.00	.00	61,870.19
8020	Electrical Repairs	120.00	.00	.00	.00	120.00
8050	Common Area	2,008.00	273.58	.00	273.58	2,281.58
	DATE SOURCE REFEREN	DR-AMOUNT	CR-AMOUNT	DESCRIPTION	A/P REFERENCE	
	07/31/21 GJ0027 073121	273.58		Accrue Jul Expenses		
8055	General Repairs	2,950.40	.00	.00	.00	2,950.40
8070	Lighting	120.00	.00	.00	.00	120.00
8110	Pest Control	3,408.50	533.50	.00	533.50	3,942.00
	DATE SOURCE REFEREN	DR-AMOUNT	CR-AMOUNT	DESCRIPTION	A/P REFERENCE	
	07/31/21 GJ0027 073121	533.50		Accrue Jul Expenses		
8115	Pest Control - Termites	925.00	.00	.00	.00	925.00
8120	Plumbing Repairs	19,875.00	165.00	.00	165.00	20,040.00
	DATE SOURCE REFEREN	DR-AMOUNT	CR-AMOUNT	DESCRIPTION	A/P REFERENCE	
	07/31/21 GJ0027 073121	165.00		Accrue Jul Expenses		

GENERAL LEDGER TRIAL BALANCE

Starting account #: "First"
Ending account #: "Last"

Starting date: 07/01/21
Ending date: 07/31/21

Acct-#	Description	Begin-balance	Total-DR	Total-CR	Net-change	End-balance
8130	Gate & Monuments	2,847.00	.00	.00	.00	2,847.00
8140	Security Patrol	1,507.88	426.00	.00	426.00	1,933.88
	DATE SOURCE REFEREN	DR-AMOUNT	CR-AMOUNT	DESCRIPTION	A/P REFERENCE	
	07/31/21 GJ0027 073121	426.00		Accrue Jul Expenses		
9020	Audit/Tax Preparation	3,089.38	.00	.00	.00	3,089.38
9070	Federal Income Tax	.00	6,640.00	.00	6,640.00	6,640.00
	DATE SOURCE REFEREN	DR-AMOUNT	CR-AMOUNT	DESCRIPTION	A/P REFERENCE	
	07/29/21 AP0162 1006	3,010.00		DEPARTMENT OF THE TREASURY 2020Form7004/EFTPS		
	07/29/21 AP0163 1007	3,630.00		DEPARTMENT OF THE TREASURY 2021/1120H/Dpst/EFTPS		
9080	State Taxes	333.58	.00	.00	.00	333.58
9090	License & Permits	725.00	500.00	.00	500.00	1,225.00
	DATE SOURCE REFEREN	DR-AMOUNT	CR-AMOUNT	DESCRIPTION	A/P REFERENCE	
	07/31/21 GJ0027 073121	500.00		Accrue Jul Expenses		
9110	Insurance	22,870.68	4,663.98	.00	4,663.98	27,534.66
	DATE SOURCE REFEREN	DR-AMOUNT	CR-AMOUNT	DESCRIPTION	A/P REFERENCE	
	07/30/21 CR0000 ADJUST	1,802.99		BankDirect Capital Jul		
	07/31/21 GJ0027 073121	2,860.99		Accrue Jul Expenses		
9117	Earthquake Ins	9,294.18	.00	.00	.00	9,294.18
9120	Legal Services	1,726.35	.00	.00	.00	1,726.35
9130	Management Services	20,339.34	.00	.00	.00	20,339.34
9140	Interest Expense - Repipe Loan	24,410.03	4,058.42	.00	4,058.42	28,468.45
	DATE SOURCE REFEREN	DR-AMOUNT	CR-AMOUNT	DESCRIPTION	A/P REFERENCE	
	07/19/21 CR0000 ADJUST	4,058.42		Jul Loan Pymt Auto Pay		
9160	Printing & Mailing	278.52	.00	.00	.00	278.52

GENERAL LEDGER TRIAL BALANCE

Starting account #: "First" Starting date: 07/01/21
 Ending account #: "Last" Ending date: 07/31/21

Acct-#	Description	Begin-balance	Total-DR	Total-CR	Net-change	End-balance
9165	Office Supplies	1,497.23	.00	.00	.00	1,497.23
9166	Storage	2,484.20	.00	.00	.00	2,484.20
9186	Reserve Study	1,350.00	.00	.00	.00	1,350.00
9450	Other Professional Fees	753.94	.00	.00	.00	753.94
9475	Miscellaneous	735.17	.00	.00	.00	735.17
9610	Reserve Contribution	240,000.00	40,000.00	.00	40,000.00	280,000.00
	DATE SOURCE REFEREN	DR-AMOUNT	CR-AMOUNT	DESCRIPTION	A/P REFERENCE	
	07/31/21 RJ0002 RSRV	40,000.00		Reserve Contribution		
9791	Interest Adjustment	1,221.85	43.68	.00	43.68	1,265.53
	DATE SOURCE REFEREN	DR-AMOUNT	CR-AMOUNT	DESCRIPTION	A/P REFERENCE	
	07/31/21 RJ0001 INT	43.68		Interest Income		
9834	Contiingency	6,990.30	1,165.05	.00	1,165.05	8,155.35
	DATE SOURCE REFEREN	DR-AMOUNT	CR-AMOUNT	DESCRIPTION	A/P REFERENCE	
	07/31/21 RJ0002 RSRV	1,165.05		Reserve Contribution		
9844	Doors	17,816.04	2,969.34	.00	2,969.34	20,785.38
	DATE SOURCE REFEREN	DR-AMOUNT	CR-AMOUNT	DESCRIPTION	A/P REFERENCE	
	07/31/21 RJ0002 RSRV	2,969.34		Reserve Contribution		
9852	Fences/Gates & Walls	47,362.80	7,893.80	.00	7,893.80	55,256.60
	DATE SOURCE REFEREN	DR-AMOUNT	CR-AMOUNT	DESCRIPTION	A/P REFERENCE	
	07/31/21 RJ0002 RSRV	7,893.80		Reserve Contribution		
9868	Gas Lines	9,268.50	1,544.75	.00	1,544.75	10,813.25
	DATE SOURCE REFEREN	DR-AMOUNT	CR-AMOUNT	DESCRIPTION	A/P REFERENCE	
	07/31/21 RJ0002 RSRV	1,544.75		Reserve Contribution		

GENERAL LEDGER TRIAL BALANCE

Starting account #: "First" Starting date: 07/01/21
 Ending account #: "Last" Ending date: 07/31/21

Acct-#	Description	Begin-balance	Total-DR	Total-CR	Net-change	End-balance
9884	Irrigation	2,255.34	375.89	.00	375.89	2,631.23
	DATE SOURCE REFEREN	DR-AMOUNT	CR-AMOUNT	DESCRIPTION	A/P REFERENCE	
	07/31/21 RJ0002 RSRV	375.89		Reserve Contribution		
9886	Landscape	3,885.90	647.65	.00	647.65	4,533.55
	DATE SOURCE REFEREN	DR-AMOUNT	CR-AMOUNT	DESCRIPTION	A/P REFERENCE	
	07/31/21 RJ0002 RSRV	647.65		Reserve Contribution		
9892	Lighting	1,687.32	281.22	.00	281.22	1,968.54
	DATE SOURCE REFEREN	DR-AMOUNT	CR-AMOUNT	DESCRIPTION	A/P REFERENCE	
	07/31/21 RJ0002 RSRV	281.22		Reserve Contribution		
9902	Mailbox	1,787.58	297.93	.00	297.93	2,085.51
	DATE SOURCE REFEREN	DR-AMOUNT	CR-AMOUNT	DESCRIPTION	A/P REFERENCE	
	07/31/21 RJ0002 RSRV	297.93		Reserve Contribution		
9914	Painting	24,837.60	4,139.60	.00	4,139.60	28,977.20
	DATE SOURCE REFEREN	DR-AMOUNT	CR-AMOUNT	DESCRIPTION	A/P REFERENCE	
	07/31/21 RJ0002 RSRV	4,139.60		Reserve Contribution		
9918	Pest Control	5,606.28	934.38	.00	934.38	6,540.66
	DATE SOURCE REFEREN	DR-AMOUNT	CR-AMOUNT	DESCRIPTION	A/P REFERENCE	
	07/31/21 RJ0002 RSRV	934.38		Reserve Contribution		
9920	Plumbing	9,268.50	1,544.75	.00	1,544.75	10,813.25
	DATE SOURCE REFEREN	DR-AMOUNT	CR-AMOUNT	DESCRIPTION	A/P REFERENCE	
	07/31/21 RJ0002 RSRV	1,544.75		Reserve Contribution		
9921	Interest Adjustment	.00	.00	.00	.00	.00
9924	Pools/Spa	8,865.24	1,477.54	.00	1,477.54	10,342.78

GENERAL LEDGER TRIAL BALANCE

Starting account #: "First"
Ending account #: "Last"

Starting date: 07/01/21
Ending date: 07/31/21

Acct-#	Description	Begin-balance	Total-DR	Total-CR	Net-change	End-balance
	DATE SOURCE REFEREN	DR-AMOUNT	CR-AMOUNT	DESCRIPTION	A/P REFERENCE	
	07/31/21 RJ0002 RSRV	1,477.54		Reserve Contribution		
9936	Roofs	61,889.82	10,314.97	.00	10,314.97	72,204.79
	DATE SOURCE REFEREN	DR-AMOUNT	CR-AMOUNT	DESCRIPTION	A/P REFERENCE	
	07/31/21 RJ0002 RSRV	10,314.97		Reserve Contribution		
9944	Siding/Wood Replcement	11,124.60	1,854.10	.00	1,854.10	12,978.70
	DATE SOURCE REFEREN	DR-AMOUNT	CR-AMOUNT	DESCRIPTION	A/P REFERENCE	
	07/31/21 RJ0002 RSRV	1,854.10		Reserve Contribution		
9946	Signs	445.62	74.27	.00	74.27	519.89
	DATE SOURCE REFEREN	DR-AMOUNT	CR-AMOUNT	DESCRIPTION	A/P REFERENCE	
	07/31/21 RJ0002 RSRV	74.27		Reserve Contribution		
9952	Streets	26,908.56	4,484.76	.00	4,484.76	31,393.32
	DATE SOURCE REFEREN	DR-AMOUNT	CR-AMOUNT	DESCRIPTION	A/P REFERENCE	
	07/31/21 RJ0002 RSRV	4,484.76		Reserve Contribution		
Gnd Total:		.00	386,521.15	386,521.15	.00	.00

R E C O N C I L I A T I O N

Bank #: 03 Pacific Western Bank 1010 Pacific Western Bank
 G/L Acct Bal: 116,010.98
 Bank Balance: 117,791.58
 Statement date: 07/31/21

Chk-#	Date	Reference	Clr-date	Uncleared Checks	Uncleared Deposits
OUTSTANDING ITEMS:					
100050	06/29/21	OTIS & ASSOCIATES		3,700.00	
	07/16/21	Lockbox cash receipts			479.85
AR-067	07/30/21	Owner cash receipts - 67			959.70
	07/31/21	Lockbox cash receipts			479.85
		Total Outstanding		3,700.00	1,919.40

Bank Reconciliation Summary

=====

Checkbook Balance	116,010.98	Reconciling Balance	117,791.58
Uncleared Checks, Credits	3,700.00 +	Bank Stmt. Balance	117,791.58
Uncleared Deposits, Debits	1,919.40 -	Difference	0.00



PACIFIC WESTERN BANK
P.O. Box 131207
Carlsbad, CA 92013-1207
Return Service Requested

Last statement: June 30, 2021
This statement: July 31, 2021
Total days in statement period: 31

LAURELMONT COMMUNITY ASSOCIATION
C/O OTIS AND ASSOCIATES INC
(OPERATING ACCOUNT)
27281 LAS RAMBLAS SUITE 120
MISSION VIEJO CA 92691

Page 1
1001675279
(12)

Direct inquiries to:
949 271-3000

Pacific Western Bank
19200 Von Karman Ave Ste 140
Irvine, CA 92612

Analyzed Checking

Account number	1001675279	Beginning balance	\$97,060.60
Enclosures	12	Total additions	113,324.00
Low balance	\$55,316.31	Total subtractions	92,593.02
Average balance	\$101,747.07	Ending balance	\$117,791.58
Avg collected balance	\$101,747		

CHECKS

Number	Date	Amount	Number	Date	Amount
100049	07-08	125.00	100061 *	07-07	2,305.00
100052 *	07-20	135.00	100062	07-07	1,580.00
100054 *	07-12	1,341.00	100063	07-06	5,735.98
100055	07-07	17,804.40	100064	07-08	40,000.00
100056	07-09	375.00	100065	07-08	15.00
100057	07-16	1,711.70			
100059 *	07-20	825.00			

* Skip in check sequence

DEBITS

Date	Description	Subtractions
07-19	' ACH Debit PACIFIC PREMIER AT TRANSFER AT External Transf er Pacific Premier Bank Acct 107009 7716	12,196.95
07-27	' ACH Debit IRS USATAXPYMT 210727 270160883209364	3,010.00
07-28	' ACH Debit IRS USATAXPYMT 210728 270160930616219	3,630.00
07-30	' ACH Debit BankDirect Capit WEB PMTS 210730	1,802.99

LAURELMONT COMMUNITY ASSOCIATION
July 31, 2021

Page 2
1001675279

CREDITS

Date	Description	Additions
07-01	' Lockbox Deposit	4,797.80
07-01	' ACH Credit PAYLEASE.COM CREDIT 210701 212925969	479.85
07-02	' Lockbox Deposit	4,318.65
07-06	' Lockbox Deposit	7,727.27
07-07	' Lockbox Deposit	1,779.55
07-07	' ACH Credit PAYLEASE.COM CREDIT 210707 214861942	479.85
07-08	' Lockbox Deposit	2,879.10
07-08	' Remote Deposit	1,919.47
07-08	' ACH Credit PAYLEASE.COM CREDIT 210708 215174084	1,439.55
07-09	' Lockbox Deposit	1,919.40
07-09	' Remote Deposit	1,919.40
07-09	' ACH Credit PAYLEASE.COM CREDIT 210709 215366213	959.70
07-12	' Lockbox Deposit	10,118.65
07-12	' ACH Credit PAYLEASE.COM CREDIT 210712 215613865	479.85
07-12	' ACH Credit LAURELMONT HOA FEES 210712	22,600.93
07-13	' Lockbox Deposit	5,276.65
07-13	' Remote Deposit	959.70
07-13	' Remote Deposit	4,287.50
07-14	' Lockbox Deposit	3,539.65
07-14	' Remote Deposit	959.70
07-15	' Lockbox Deposit	5,758.20
07-15	' Remote Deposit	959.85
07-15	' ACH Credit PAYLEASE.COM CREDIT 210715 215975169	479.85
07-16	' Lockbox Deposit	2,879.10
07-19	' Lockbox Deposit	1,439.70
07-19	' Remote Deposit	1,438.70
07-20	' Lockbox Deposit	959.70
07-20	' ACH Credit PAYLEASE.COM CREDIT 210720 216239578	479.85
07-21	' Lockbox Deposit	479.85
07-21	' Remote Deposit	479.85

LAURELMONT COMMUNITY ASSOCIATION
July 31, 2021

Page 3
1001675279

Date	Description	Additions
07-21	' Remote Deposit	1,439.55
07-22	' ACH Credit PAYLEASE.COM CREDIT 210722 216357786	479.85
07-26	' Lockbox Deposit	479.85
07-26	' Remote Deposit	479.85
07-27	' Lockbox Deposit	2,259.38
07-28	' Lockbox Deposit	3,358.95
07-28	' Remote Deposit	50.00
07-28	' Remote Deposit	502.70
07-29	' Lockbox Deposit	3,358.95
07-30	' Lockbox Deposit	6,718.05

DAILY BALANCES

Date	Amount	Date	Amount	Date	Amount
06-30	97,060.60	07-12	91,598.24	07-21	108,546.99
07-01	102,338.25	07-13	102,122.09	07-22	109,026.84
07-02	106,656.90	07-14	106,621.44	07-26	109,986.54
07-06	108,648.19	07-15	113,819.34	07-27	109,235.92
07-07	89,218.19	07-16	114,986.74	07-28	109,517.57
07-08	55,316.31	07-19	105,668.19	07-29	112,876.52
07-09	59,739.81	07-20	106,147.74	07-30	117,791.58

OVERDRAFT/RETURN ITEM FEES

	Total for this period	Total year-to-date
Total Overdraft Fees	\$0.00	\$0.00
Total Returned Item Fees	\$0.00	\$0.00

Thank you for banking with Pacific Western Bank

Laurelmont Community Association
C/O Otis HOA Management
23120 Alicia Pkwy, Ste 212
Mission Viejo, CA 92692

Pacific Western Bank
895 Dove St., Suite 100
Newport Beach, CA 92660

100049
DATE: 06/29/2021

PAY TO: FENCE PROS \$ 125.00
THE ORDER OF: One Hundred Twenty-Five Dollars and Zero Cents DOLLARS

memo: Inv: 21076; (cont. on stub)

07/08/2021 100049 \$125.00

Laurelmont Community Association
C/O Otis HOA Management
23120 Alicia Pkwy, Ste 212
Mission Viejo, CA 92692

Pacific Western Bank
895 Dove St., Suite 100
Newport Beach, CA 92660

100059
DATE: 06/29/2021

PAY TO: SERVICE FIRST RESTORATION, INC \$ 825.00
THE ORDER OF: Eight Hundred Twenty-Five Dollars and Zero Cents DOLLARS

memo: Inv: 23473; (cont. on stub)

07/20/2021 100059 \$825.00

Laurelmont Community Association
C/O Otis HOA Management
23120 Alicia Pkwy, Ste 212
Mission Viejo, CA 92692

Pacific Western Bank
895 Dove St., Suite 100
Newport Beach, CA 92660

100052
DATE: 06/29/2021

PAY TO: SPECTRUM PROPERTY SERVICES \$ 135.00
THE ORDER OF: One Hundred Thirty-Five Dollars and Zero Cents DOLLARS

memo: Inv: 19197; (cont. on stub)

07/20/2021 100052 \$135.00

Laurelmont Community Association
C/O Otis HOA Management
23120 Alicia Pkwy, Ste 212
Mission Viejo, CA 92692

Pacific Western Bank
895 Dove St., Suite 100
Newport Beach, CA 92660

100061
DATE: 06/29/2021

PAY TO: SUPERIOR ROOFING \$ 2,305.00
THE ORDER OF: Two Thousand Three Hundred Five Dollars and Zero Cents DOLLARS

memo: Inv: 19576; (cont. on stub)

07/07/2021 100061 \$2,305.00

Laurelmont Community Association
C/O Otis HOA Management
23120 Alicia Pkwy, Ste 212
Mission Viejo, CA 92692

Pacific Western Bank
895 Dove St., Suite 100
Newport Beach, CA 92660

100054
DATE: 06/29/2021

PAY TO: AQUALINE POOL SERVICE \$ 1,341.00
THE ORDER OF: One Thousand Three Hundred Forty-One Dollars and Zero Cents DOLLARS

memo: Inv: 15359; (cont. on stub)

07/12/2021 100054 \$1,341.00

Laurelmont Community Association
C/O Otis HOA Management
23120 Alicia Pkwy, Ste 212
Mission Viejo, CA 92692

Pacific Western Bank
895 Dove St., Suite 100
Newport Beach, CA 92660

100062
DATE: 06/29/2021

PAY TO: MG CONSTRUCTION \$ 1,580.00
THE ORDER OF: One Thousand Five Hundred Eighty Dollars and Zero Cents DOLLARS

memo: See Check Stub for Remittance Info

07/07/2021 100062 \$1,580.00

Laurelmont Community Association
C/O Otis HOA Management
23120 Alicia Pkwy, Ste 212
Mission Viejo, CA 92692

Pacific Western Bank
895 Dove St., Suite 100
Newport Beach, CA 92660

100055
DATE: 06/29/2021

PAY TO: HARVEST LANDSCAPE ENT. INC \$ 17,804.40
THE ORDER OF: Seventeen Thousand Eight Hundred Four Dollars and Forty Cents DOLLARS

memo: see Check Stub for Remittance Info

07/07/2021 100055 \$17,804.40

Laurelmont Community Association
C/O Otis HOA Management
23120 Alicia Pkwy, Ste 212
Mission Viejo, CA 92692

Pacific Western Bank
895 Dove St., Suite 100
Newport Beach, CA 92660

100063
DATE: 06/29/2021

PAY TO: FARMERS INSURANCE EXCHANGE \$ 5,735.98
THE ORDER OF: Five Thousand Seven Hundred Thirty-Five Dollars and Ninety-Eight Cents DOLLARS

memo: Acc: 700724120-001-0001; Inv: 061521-0001; (cont. on stub)

07/06/2021 100063 \$5,735.98

Laurelmont Community Association
C/O Otis HOA Management
23120 Alicia Pkwy, Ste 212
Mission Viejo, CA 92692

Pacific Western Bank
895 Dove St., Suite 100
Newport Beach, CA 92660

100056
DATE: 06/29/2021

PAY TO: JAMES LECOURT PLUMBING \$ 375.00
THE ORDER OF: Three Hundred Seventy-Five Dollars and Zero Cents DOLLARS

memo: Inv: 88350; (cont. on stub)

07/09/2021 100056 \$375.00

Laurelmont Community Association
C/O Otis HOA Management
23120 Alicia Pkwy, Ste 212
Mission Viejo, CA 92692

Pacific Western Bank
895 Dove St., Suite 100
Newport Beach, CA 92660

100064
DATE: 06/29/2021

PAY TO: LAURELONT COMMUNITY ASSN \$ 40,000.00
THE ORDER OF: Forty Thousand Dollars and Zero Cents DOLLARS

memo: Inv: 060221; (cont. on stub)

07/08/2021 100064 \$40,000.00

Laurelmont Community Association
C/O Otis HOA Management
23120 Alicia Pkwy, Ste 212
Mission Viejo, CA 92692

Pacific Western Bank
895 Dove St., Suite 100
Newport Beach, CA 92660

100057
DATE: 06/29/2021

PAY TO: PERSONAL TOUCH CLEANING & MAINT \$ 1,711.70
THE ORDER OF: One Thousand Seven Hundred Eleven Dollars and Seventy Cents DOLLARS

memo: see Check Stub for Remittance Info

07/16/2021 100057 \$1,711.70

Laurelmont Community Association
C/O Otis HOA Management
23120 Alicia Pkwy, Ste 212
Mission Viejo, CA 92692

Pacific Western Bank
895 Dove St., Suite 100
Newport Beach, CA 92660

100065
DATE: 06/29/2021

PAY TO: THOMAS JAMES \$ 15.00
THE ORDER OF: Fifteen Dollars and Zero Cents DOLLARS

memo: Inv: 060221; (cont. on stub)

07/08/2021 100065 \$15.00

RECONCILIATION

Bank #: 04 Pacific Western Bank 1040 Pacific Western Bank MMA
 G/L Acct Bal: 1,788,479.44
 Bank Balance: 1,794,719.44
 Statement date: 07/31/21

Chk-#	Date	Reference	Clr-date	Uncleared Checks	Uncleared Deposits
OUTSTANDING ITEMS:					
104	06/30/21	SEVERSON PLUMBING SERVICE		3,880.00	
105	07/16/21	SEVERSON PLUMBING SERVICE		2,360.00	
		Total Outstanding		6,240.00	.00

Bank Reconciliation Summary

=====

Checkbook Balance	1,788,479.44	Reconciling Balance	1,794,719.44
Uncleared Checks, Credits	6,240.00 +	Bank Stmt. Balance	1,794,719.44
Uncleared Deposits, Debits	0.00	Difference	0.00



PACIFIC WESTERN BANK
P.O. Box 131207
Carlsbad, CA 92013-1207
Return Service Requested

Last statement: June 30, 2021
This statement: July 31, 2021
Total days in statement period: 31

LAURELMONT COMMUNITY ASSOCIATION
C/O OTIS AND ASSOCIATES INC
(MONEY MARKET ACCOUNT)
27281 LAS RAMBLAS SUITE 120
MISSION VIEJO CA 92691

Page 1
1001675311
(1)

Direct inquiries to:
949 271-3000

Pacific Western Bank
19200 Von Karman Ave Ste 140
Irvine, CA 92612

Business MMA Analyzed

Account number	1001675311	Beginning balance	\$1,756,864.10
Enclosures	1	Total additions	40,030.34
Low balance	\$1,754,689.10	Total subtractions	2,175.00
Average balance	\$1,786,007.65	Ending balance	\$1,794,719.44
Avg collected balance	\$1,786,007		
Interest paid year to date	\$102.55		

CHECKS

Number	Date	Amount	Number	Date	Amount
103	07-06	2,175.00			

CREDITS

Date	Description	Additions
07-08	' Remote Deposit	40,000.00
07-31	' Interest Credit	30.34

DAILY BALANCES

Date	Amount	Date	Amount	Date	Amount
06-30	1,756,864.10	07-08	1,794,689.10		
07-06	1,754,689.10	07-31	1,794,719.44		

INTEREST INFORMATION

Annual percentage yield earned	0.02%
Interest-bearing days	31
Average balance for APY	\$1,786,007.65
Interest earned	\$30.34



PACIFIC WESTERN BANK
P.O. Box 131207
Carlsbad, CA 92013-1207
Return Service Requested

LAURELMONT COMMUNITY ASSOCIATION
July 31, 2021

Page 2
1001675311

OVERDRAFT/RETURN ITEM FEES

	Total for this period	Total year-to-date
Total Overdraft Fees	\$0.00	\$0.00
Total Returned Item Fees	\$0.00	\$0.00

Thank you for banking with Pacific Western Bank

THE BACK OF THIS DOCUMENT CONTAINS A TRUE WATERMARK. HOLD AT AN ANGLE TO VIEW.

Pacific Western Bank 90-38201222
Newport Beach, CA 92660

Laurelmont Community Assn
C/O Ota HOA Management
23120 Alicia Parkway, Ste 212
Mission Viejo CA 92682

CHECK NO.	CHECK DATE	VENDOR NO.
000103	06/14/21	SEV

CHECK AMOUNT *****2,175.00

TWO THOUSAND ONE HUNDRED SEVENTY-FIVE AND 00/100 DOLLARS*****

PAY TO THE ORDER OF SEVERSON PLUMBING SERVICES, INC
Kurt Aaron Severson DSA
13865-A Alton Pkwy
Irvine, CA 92618

[Signature]
Authorized Signature

⑆000103⑆ ⑆122238200⑆ 1001675311⑆

07/06/2021 103 \$2,175.00

RECONCILIATION

Bank #: 05 Morgan Stanley 1045 Morgan Stanley MM
G/L Acct Bal: 1,570,348.29
Bank Balance: 1,570,348.29
Statement date: 07/31/21

Chk-#	Date	Reference	Clr-date	Uncleared Checks	Uncleared Deposits
-------	------	-----------	----------	------------------	--------------------

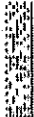
OUTSTANDING ITEMS:

Total Outstanding				.00	.00
-------------------	--	--	--	-----	-----

Bank Reconciliation Summary

=====

Checkbook Balance	1,570,348.29	Reconciling Balance	1,570,348.29
Uncleared Checks, Credits	0.00 +	Bank Stmt. Balance	1,570,348.29
Uncleared Deposits, Debits	0.00	Difference	0.00



006705 1/3

Morgan Stanley

CLIENT STATEMENT | For the Period July 1-31, 2021

STATEMENT FOR:
LAUREL MONT COMMUNITY ASSOCIATION

TOTAL VALUE OF YOUR ACCOUNT (as of 7/31/21)

\$1,570,348.29

Includes Accrued Interest

AUG 1 5 2021

Your Financial Advisor Team
ROANE/BORDEAUX
949-955-7500

Morgan Stanley Smith Barney LLC, Member SIPC.

Your Branch:

1901 MAIN STREET, 7TH FLOOR
IRVINE, CA 92614
Telephone: 949-955-7500; Alt. Phone: 800-533-3402; Fax: 949-833-3542

000000

LAUREL MONT COMMUNITY ASSOCIATION
ATTN ASSOCIA-PCM OF CALIFORNIA
27051 TOWNE CENTRE DRIVE, STE 200
FOOTHILL RNCH CA 92610-2819

#BWNJGMM

Client Service Center (24 Hours a Day, 7 Days a Week): 800-869-3326

Access Your Account Online: www.morganstanley.com/online

INVESTMENTS AND INSURANCE PRODUCTS: NOT FDIC INSURED • NOT A BANK DEPOSIT • NOT INSURED BY ANY FEDERAL GOVERNMENT AGENCY • NOT BANK GUARANTEED • MAY LOSE VALUE



Standard Disclosures

The following Disclosures are applicable to the enclosed statement(s). Expanded Disclosures are attached to your most recent June and December statement (or your first Statement if you have not received a statement for those months). The Expanded Disclosures are also available by selecting Account Documents when you log on to www.morganstanley.com/online or, call 800-869-3326.

Questions?

Questions regarding your account may be directed to us by using the contact information on the statement cover page, or the Client Service Center at (800) 869-3326.

Errors and Inquiries

Be sure to review your statement promptly, and immediately address any concerns regarding entries that you do not understand or believe were made in error by contacting the Branch Manager of the office where you maintain your account. Oral communications regarding any inaccuracy or discrepancy in this statement should be re-confirmed in writing to further protect your rights, including rights under the Securities Investor Protection Act (SIPA). Your statement will be deemed correct unless we receive a written inquiry of a suspected error. See your account documentation for special rules regarding your rights and responsibilities with respect to erroneous electronic fund transfers, including a description of the transfers covered. For concerns or complaints, contact our Client Relations Department at (866) 227-2256.

Senior Investor Helpline

In order to provide Morgan Stanley's senior investor clients a convenient way to communicate with us, we offer a Senior Investor Helpline. Senior investors or those acting on their behalf may call (800) 280-4534, Monday-Friday 9am-7pm Eastern Time.

Availability of Free Credit Balances and Financial Statements

Under the customer protection rules of the SEC (17 CFR §240.15c3-3j), we may use funds comprising free credit balances carried for customer accounts here, provided that these funds are payable to customers on demand (i.e., are free of a lien or right of set-off in our favor or on behalf of some third party to whom you have given control). A financial statement of this organization is available for your personal inspection at its offices, or a copy will be mailed to you upon your written request.

Listed Options

Information with respect to commissions and other charges related to the execution of options transactions has been included in confirmations of such transactions previously furnished to you and such information will be made available to you promptly at your request. Promptly advise us of any material change in your investment objectives or financial situation.

Important Information if you are a Margin Customer (not available for certain retirement accounts)

If you have margin privileges, you may borrow money from us in exchange for pledging assets in your accounts as collateral for any outstanding margin loan. The amount you may borrow is based on the value of the eligible securities in your margin accounts. If a security has eligible shares, the number of shares pledged as collateral will be indicated below the position.

Margin Interest Charges

We calculate interest charges on margin loans as follows: (1) multiply the applicable margin interest rate by the daily close of business net settled debit balance, and (2) divide by 360 (days). Margin interest accrues daily throughout the month and is added to your debit balance at month-end. The month-end interest charge is the sum of the daily accrued interest calculations for the month. We add the accrued interest to your debit balance and start a new calculation each time the applicable interest rate changes and at the close of every statement month. For interest rate information, log into your Morgan Stanley account at www.morganstanley.com/online. Select your account with a Margin agreement and click Interest Rates for more information.

Information regarding Special Memorandum Account

If you have a Margin Account, this is a combined statement of your Margin Account and Special Memorandum Account maintained for you under Section 220.5 of Regulation T issued by the Board of Governors of the Federal Reserve System. The permanent record of the Special Memorandum Account as required by Regulation T is available for your inspection at your request.

Important Information About Auction Rate Securities

For certain Auction Rate Securities there is no or limited liquidity. Therefore, the price(s) for these Auction Rate Securities are indicated by N/A (not available). There can be no assurance that a successful auction will occur or that a secondary market exists or will develop for a particular security.

Structured Investments Risks and Considerations

Structured Investments (Structured Products) are complex products and may be subject to special risks. Investors should consider the concentration risk of owning the related security and their total exposure to any underlying asset. Structured Investments, which may appear in various statement product categories and are identified on the Position Description Details line as "Asset Class: Struct Inv," may not perform in a manner consistent with the statement product category where they appear and therefore may not satisfy portfolio asset allocation needs for that category. For information on the risks and conflicts of interest related to Structured Investments generally, log in to Morgan Stanley Online and go to

www.morganstanley.com/structuredproducts/risksandconflicts.

Security Measures

This statement features several embedded security elements to safeguard its authenticity. One is a unique blue security rectangle, printed in heat-sensitive ink on the back of every page. When exposed to warmth, the color will disappear, and then reappear.

SIPC Protection

We are a member of Securities Investor Protection Corporation (SIPC), which protects securities of its customers up to \$500,000 (including \$250,000 for claims for cash). An explanatory brochure is available upon request or at www.sipc.org. Losses due to market fluctuation are not protected by SIPC and, assets not held with us may not be covered by SIPC protection. To obtain information about SIPC, including an explanatory SIPC brochure, contact SIPC at 1-202-371-8300 or visit www.sipc.org.

Transaction Dates and Conditions

Upon written request, we will furnish the date and time of a transaction and the name of the other party to a transaction. We and/or our affiliates may accept benefits that constitute payment for order flow. Details regarding these benefits and the source and amount of any other remuneration received or to be received by us in connection with any transaction will be furnished upon written request.

Equity Research Ratings Definitions and Global Investment Manager Analysis Status

Some equity securities may have research ratings from Morgan Stanley & Co. LLC or Morningstar, Inc. Research ratings are the research providers' opinions and not representations or guarantees of performance. For more information about each research provider's rating system, see the Research Ratings on your most recent June or December statement (or your first statement if you have not received a statement for those months), go to www.morganstanley.com/online or refer to the research provider's research report. Research reports contain more complete information concerning the analyst's views and you should read the entire research report and not infer its contents or is an advisory account, a GIMA status will apply.

Credit Ratings from Moody's Investors Service and Standard & Poor's
The credit rating from Moody's Investors Service and Standard & Poor's may be shown for certain securities. All credit ratings represent the opinions of the provider and are not representations or guarantees of performance. Please contact us if you need further information or assistance in interpreting these credit ratings.

Revised 05/2021

CLIENT STATEMENT | For the Period July 1-31, 2021

Active Assets Account
229-052628-192
LAUREL MONT COMMUNITY ASSOCIATION
ATTN ASSOCIA-PCM OF CALIFORNIA


Account Summary

CHANGE IN VALUE OF YOUR ACCOUNTS (includes accrued interest)

	This Period (7/1/21-7/31/21)	This Year (1/1/21-7/31/21)
TOTAL BEGINNING VALUE	\$1,570,334.95	\$1,570,256.00
Credits	—	—
Debits	—	—
Security Transfers	—	—
Net Credits/Debits/Transfers	—	—
Change in Value	13.34	92.29
TOTAL ENDING VALUE	\$1,570,348.29	\$1,570,348.29

MARKET VALUE OVER TIME

The below chart displays the most recent thirteen months of Market Value.

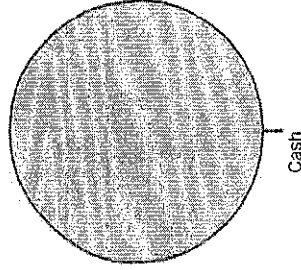


This chart does not reflect corrections to Market Value made subsequent to the dates depicted. It may exclude transactions in Annuities or positions where we are not the custodian, which could delay the reporting of Market Value.

ASSET ALLOCATION (includes accrued interest)

	Market Value	Percentage
Cash	\$1,570,348.29	100.00%
TOTAL VALUE	\$1,570,348.29	100.00%

FDIC rules apply and Bank Deposits are eligible for FDIC insurance but are not covered by SIPC. Cash and securities (including MMFs) are eligible for SIPC coverage. See Expanded Disclosures. Values may include assets externally held, which are provided to you as a courtesy, and may not be covered by SIPC. For additional information, refer to the corresponding section of this statement.



This asset allocation represents holdings on a trade date basis, and projected settled Cash/BDP and MMF balances. These classifications do not constitute a recommendation and may differ from the classification of instruments for regulatory or tax purposes.

Morgan Stanley

CLIENT STATEMENT | For the Period July 1-31, 2021

Account Summary

Active Assets Account
 229-052628-192
 LAURELMONT COMMUNITY ASSOCIATION
 ATTN ASSOCIA-PCM OF CALIFORNIA

BALANCE SHEET ^(* includes accrued interest)

	Last Period (as of 6/30/21)	This Period (as of 7/31/21)
Cash, BDP, MMFs	\$1,570,334.95	\$1,570,348.29
Total Assets	\$1,570,334.95	\$1,570,348.29
Total Liabilities (outstanding balance)	—	—
TOTAL VALUE	\$1,570,334.95	\$1,570,348.29

CASH FLOW

	This Period (7/1/21-7/31/21)	This Year (1/1/21-7/31/21)
OPENING CASH, BDP, MMFs	\$1,570,334.95	\$1,570,256.00
Income and Distributions	13.34	92.29
Total Investment Related Activity	\$13.34	\$92.29
Total Cash Related Activity	—	—
Total Card/Check Activity	—	—
CLOSING CASH, BDP, MMFs	\$1,570,348.29	\$1,570,348.29

INCOME AND DISTRIBUTION SUMMARY

	This Period (7/1/21-7/31/21)	This Year (1/1/21-7/31/21)
Other Dividends	\$0.90	\$6.21
Interest	12.44	85.03
Income And Distributions	\$13.34	\$91.24
Tax-Exempt Income	—	—
TOTAL INCOME AND DISTRIBUTIONS	\$13.34	\$91.24

GAIN/(LOSS) SUMMARY

	Realized This Period (7/1/21-7/31/21)	Realized This Year (1/1/21-7/31/21)	Unrealized Inception to Date (as of 7/31/21)
TOTAL GAIN/(LOSS)	—	—	—

The Gain/(Loss) Summary, which may change due to basis adjustments, is provided for informational purposes and should not be used for tax preparation. Refer to Gain/(Loss) in the Expanded Disclosures.

TOTAL INCOME AND DISTRIBUTIONS

TOTAL INCOME AND DISTRIBUTIONS	\$13.34	\$91.24
---------------------------------------	----------------	----------------

Taxable and tax exempt income classifications are based on the characteristics of the underlying securities and not the taxable status of the account.

CLIENT STATEMENT | For the Period July 1-31, 2021

Active Assets Account
229-052628-192

LAURELMONT COMMUNITY ASSOCIATION
ATTN: ASSOCIA-PCIM OF CALIFORNIA

Account Detail

Investment Objectives (in order of priority): Income, Capital Appreciation
Inform us if your investment objectives, as defined in the Expanded Disclosures, change.

Brokerage Account

HOLDINGS

This section reflects positions purchased/sold on a trade date basis. "Market Value" and "Unrealized Gain/(Loss)" may not reflect the value that could be obtained in the market. Your actual investment return may differ from the unrealized gain/(loss) displayed. Fixed income securities are sorted by maturity or pre-refunding date, and alphabetically within date. Estimated Annual Income a) is calculated on a pre-tax basis; b) does not include any reduction for applicable non-US withholding taxes, c) may include return of principal or capital gains which could overstate such estimates, and d) for holdings that have a defined maturity date within the next 12 months, is reflected only through maturity date. Actual income or yield may be lower or higher than the estimates. Current Yield reflects the income generated by an investment, and is calculated by dividing the total estimated annual income by the current market value of the entire position. It does not reflect changes in its price. Structured Investments, identified on the Position Description Details line as "Asset Class: Struct Inv," may appear in various statement product categories. When displayed, the accrued interest, annual income and current yield for those with a contingent income feature (e.g., Range Accrual Notes or Contingent Income Notes) are estimates and assume specified accrual conditions are met during the relevant period and payment in full of all contingent interest. For Floating Rate Securities, the accrued interest, annual income and current yield are estimates based on the current floating coupon rate and may not reflect historic rates within the accrual period.

CASH, BANK DEPOSIT PROGRAM AND MONEY MARKET FUNDS

Cash, Bank Deposit Program, and Money Market Funds are generally displayed on a settlement date basis. You have the right to instruct us to liquidate your bank deposit balance(s) or shares of any money market fund balance(s) at any time and have the proceeds of such liquidation remitted to you. Estimated Annual Income, Accrued Interest, and APY% will only be displayed for fully settled positions.

Description	Market Value	Current Yield %	7-Day Yield %	Est. Ann Income	APY %
MS U.S. GOVT MONEY MARKET TR	\$106,784.76	0.010	0.010	\$10.68	0.010
MORGAN STANLEY BANK N.A. #	1,218,561.45	—	—	122.00	0.010
MORGAN STANLEY PRIVATE BANK NA #	245,002.08	—	—	25.00	0.010
BANK DEPOSITS	\$1,463,563.53			\$147.00	

Market Value	Est. Ann Income
\$1,570,348.29	\$157.68

Bank Deposits are held at Morgan Stanley Bank, N.A. and/or Morgan Stanley Private Bank, National Association, affiliates of Morgan Stanley Smith Barney LLC and each a national bank and FDIC member. Certain money market funds classified as government funds and retail funds seek (although they cannot guarantee) to maintain a share price of \$1.00, therefore the dollar amounts listed equal the number of shares. Additional information concerning these transactions is available upon request. For more information about the pricing of Money Market Funds, please see the Expanded Disclosures. The money market funds reflected above include the balances in your automatic sweep feature, if any, and may include other money market funds that have been purchased in your account.

Total Cost	Market Value	Unrealized Gain/(Loss)	Est. Ann Income	Current Yield %
—	\$1,570,348.29	N/A	\$157.68	0.01%
TOTAL VALUE				

Unrealized Gain/(Loss) totals only reflect positions that have both cost basis and market value information available. Cash, MMF, Deposits and positions stating 'Please Provide' or 'Pending Corporate Actions' are not included.

CLIENT STATEMENT | For the Period July 1-31, 2021

Active Assets Account : LAURELMONT COMMUNITY ASSOCIATION
 229-052628-192 ATTN: ASSOCIA-PCM OF CALIFORNIA

Account Detail

ALLOCATION OF ASSETS

Cash	Equities	Fixed Income & Preferred Securities	Alternatives	Structured Investments	Other
\$1,570,348.29					
\$1,570,348.29					

ACTIVITY

CASH FLOW ACTIVITY BY DATE

Activity Date	Settlement Date	Activity Type	Description	Comments	Quantity	Price	Credits/(Debits)
7/30		Dividend	MS U.S. GOVT MONEY MARKET TR				\$0.90
7/30		Interest Income	MORGAN STANLEY BANK N.A.	(Period 07/01-07/31)			10.36
7/30		Interest Income	MORGAN STANLEY PRIVATE BANK NA	(Period 07/01-07/31)			2.08
NET CREDITS/(DEBITS)							\$13.34

MONEY MARKET FUND (MMF) AND BANK DEPOSIT PROGRAM ACTIVITY

Activity Date	Activity Type	Description	Credits/(Debits)
7/30	Automatic Investment	BANK DEPOSIT PROGRAM	\$10.36
7/30	Automatic Investment	BANK DEPOSIT PROGRAM	2.08
7/30	Automatic Investment	MS U.S. GOVT MONEY MARKET TR	0.90
NET ACTIVITY FOR PERIOD			\$13.34

MESSAGES

Protecting Yourself from Fraudulent Scams—An Important Message For Our Clients
 The COVID 19 crisis is creating opportunities for fraudsters to exploit individuals, especially senior citizens. The safety of our clients is of utmost importance to Morgan Stanley. We are taking this opportunity to alert our clients of the following scams that have been identified by a number of organizations. Please be reminded that you should never provide your account numbers, passwords, or personal information, including your social security number, to anyone you do not know. Be aware that as a result of COVID 19, these scams have been identified: Treatment scams; Vaccine scams; Supply scams; Provider scams; Charity scams; Prishing scams; App scams; Investment scams; Tech Support scams; Home Sanitation scams; and Government Assistance scams. If you have any questions regarding these scams, please immediately contact us. Senior Investor Helpline

For any inquiries or potential concerns, senior investors or someone acting on their behalf may contact our Firm by calling (800) 280-4534.



AGED OWNER BALANCES: AS OF July 31, 2021
ACCOUNT NUMBER SEQUENCE

* - Previous Owner or Renter

ACCOUNT #	UNIT #	NAME	CURRENT	OVER 15	OVER 45	OVER 75	TOTAL	STATUS
145404184	184	Noreen Stacy Dunlap	0.00	2.55	0.00	0.85	3.40	
145413171	171	Mark Cody	0.00	479.85	0.00	0.00	479.85	
145416165	165	Sylke Portner-Clark	0.00	47.98	0.00	0.00	47.98	
145424170	170	Brian J Salmen	0.00	479.85	0.00	0.00	479.85	
145445142	142	Michael A Rodriguez	0.00	379.10	0.00	0.00	379.10	
145448145	145	Brian D Campbell	0.00	479.85	79.70	3474.47	4034.02	
145452149	149	Darryl Arnold	0.00	527.83	0.00	0.00	527.83	
145460155	155	Nancy A Watteyne	0.00	527.83	479.85	160.00	1167.68	
145468130	130	Susan Oshiro	0.00	479.85	479.85	0.00	959.70	
145482014	014	Sid Ross*	0.00	0.00	0.00	22.85	22.85	
145510440	040	Kenneth Carter	479.85-	0.00	0.00	0.00	479.85-	
145525643	043	Craig T Petrine Casey	0.00	0.00	0.00	166.70	166.70	
145526949	049	GLEN JEFFRIES	0.00	479.85	479.85	479.85	1439.55	
145545077	077	Brian Donald Emerson	47.98	527.83	479.85	5659.62	6715.28	
145546379	079	Kraig D Margulies	0.00	0.00	0.00	6175.44	6175.44	
145548983	083	Sabella Family Trust	0.00	0.00	0.00	25.00	25.00	
145549284	084	Jacob Shumate	47.98	527.83	479.85	22.85	1078.51	
145571105	105	Robert Lewis Williston	0.00	379.70	0.00	0.00	379.70	
145591398	098	Linda J Eddy	0.00	0.65	0.00	0.00	0.65	
225385505	005	Meelad M Hadjehaffari	0.00	479.85	0.00	0.00	479.85	
232102143	143	Hamid Arshadi TTEE	0.00	0.00	0.00	70.70	70.70	
236774162	162	Brooke Granata	47.98	527.83	479.85	1439.55	2495.21	
236774162	162	John Poor*	0.00	0.00	0.00	457.00	457.00	
240872375	075	Jacqueline Orloff	47.98	479.85	479.85	479.85	1487.53	
		TOTAL:	287.93-	6808.08	3438.65	18634.73	28593.53	

AGED OWNER BALANCES: AS OF July 31, 2021
ACCOUNT NUMBER SEQUENCE

* - Previous Owner or Renter

ACCOUNT #	UNIT #	NAME	CURRENT	OVER 15	OVER 45	OVER 75	TOTAL	STATUS
-----------	--------	------	---------	---------	---------	---------	-------	--------

REPORT SUMMARY

CODI N/A	DESCRIPTION	ACCOUNT #	CURRENT	OVER 15	OVER 45	OVER 75	TOTAL
A1	ASSESSMENT	1200	479.85-	6520.20	3438.65	3381.80	12860.80
01	Late Fees	1200	191.92	287.88	0.00	0.00	479.80
02	NSF charges	1200	0.00	0.00	0.00	25.00	25.00
14	Balance Forward	1200	0.00	0.00	0.00	15227.93	15227.93
GRAND TOTAL			287.93-	6808.08	3438.65	18634.73	28593.53

ACCOUNT NUMBER	ACCOUNT DESCRIPTION	ELINQUENCY AMOUNT
01200	Accounts Receivable	28593.53
TOTAL		\$28593.53

PREPAYS AS OF July 31, 2021
Account Number Sequence

* - Previous Owner or Renter

NAME ADDRESS	LOT NUMBER	ACCOUNT NUMBER	PREPAID AMOUNT
CURRENT OWNERS			
Mohammad Mohsenzadeh	193	145399193	479.85
Dean Howard Becker	180	145406180	1,919.40
Armin Betz	176	145410176	479.85
Jeff Dooley	175	145411175	0.07
Lynda E Elkins	173	145412173	479.85
Susan K Whitt	160	145419160	479.85
Christopher Michael Lapidus	164	145421164	479.85
Terry Royce Buth	121	145434121	479.85
Christopher Dransfield	127	145437127	479.85
Rhonda L Kerr	141	145444141	480.86
Eric M Schaff	146	145449146	479.85
Mark D Little	147	145450147	0.05
Nikolay Enev	159	145458159	0.05
Michael C Gore	136	145464136	479.85
Chris Kugler	138	145465138	479.85
Michael Khamis	124	145471124	0.15
Porcella Marcose	015	145483315	479.85
Lou Pellino	018	145486218	959.70
Don L Mac Gilvary Jr	022	145493022	479.85
James T Mcnamee	054	145501054	431.87
Thomas Lacerra	050	145503650	1.05
Christine A Muzyka	038	145511738	479.75
Richard S Galpin	031	145516231	479.85
Jerry Cagle	030	145517530	479.85
Matthew R Farrell	029	145518829	479.85
Mark R Walther	025	145520125	479.85
John Paulson	037	145522737	479.85
Douglas Vinh Lu	041	145524341	479.85
Frederick L Fenton	058	145531158	479.85
Kimberly Razi	060	145533760	79.85
Denise Vigil	062	145534062	479.85
Mikael B Modeer	081	145547681	0.90
Christine B Beck	067	145554467	479.85
James Brewer	116	145562116	479.85
Cesar D Diaz Jordan	110	145566110	479.85
Raymond M Lewis	107	145569107	490.15
Shahrock Zekavati	101	145575101	479.85
Francis Goodchild	100	145576100	479.85
Terry L Toney	099	145577799	479.85

PREPAYS AS OF July 31, 2021
Account Number Sequence

* - Previous Owner or Renter

NAME ADDRESS	LOT NUMBER	ACCOUNT NUMBER	PREPAID AMOUNT
11851 Lambert LLC	093	145580393	5,679.90
Darcy Lynn Morgenstern	088	145586188	479.85
Renee Hernandez	091	145588791	476.45
Benjamin Thompson	092	145588792	959.70
Linda M Magginiti	181	192236181	454.85
Brian Moriarty	156	195164156	479.85
Andrew B Simon	139	202594139	479.85
Bahareh Ershadi	114	209059114	0.05
James E Day	059	210174559	479.85
Danette Perrotta	090	210901990	502.70
Sheryl McKenna	087	212193287	479.85
Scott Plosker	095	212767795	479.85
Donna Mei Bradley	076	235542376	479.85
Kathleen D Alonso	112	239786112	479.85
Jefferey M Veeder*	110	145566110	479.85
Nicholas Angelillo*	112	239786112	411.30
			=====
TOTAL HOMES:	55	TOTAL PREPAYS	30,123.55
		TOTAL DISTR: PP	30,123.55

Activity Report
From 07/01/21 To 07/31/21

* - Previous Owner or Renter

Sorted by		Beginning	Charges	Payments	Adjustment(+/-)	Ending	
Account Number	Name	Balance	Date	Amount	Date	Amount	
145397195	MCCORD	\$0.00	07/01/21	479.85	07/09/21	479.85	\$0.00
145398194	NOLTERIEKE	\$0.00	07/01/21	479.85	07/08/21	479.85	\$0.00
145399193	MOHSENZADEH	\$479.85CR	07/01/21	479.85	07/09/21	479.85	\$479.85CR
145399999	CLUBHOUSE	\$0.00					\$0.00
145400192	SHUTO	\$0.00	07/01/21	479.85	07/08/21	479.85	\$0.00
145401190	RICE	\$0.00	07/01/21	479.85	07/15/21	479.85	\$0.00
145402188	WERNER	\$0.00	07/01/21	479.85	07/06/21	479.85	\$0.00
145403186	MAJIDI	\$0.00	07/01/21	479.85	07/09/21	479.85	\$0.00
145404184	DUNLAP	\$2.55	07/01/21	479.85	07/16/21	479.00	\$3.40
145406180	BECKER	\$1,919.40CR	07/01/21	479.85	07/09/21	479.85	\$1,919.40CR
145407179	BURGESS	\$0.00	07/01/21	479.85	07/15/21	479.85	\$0.00
145410176	BETZ	\$0.00	07/01/21	479.85	07/06/21	479.85	
					07/28/21	479.85	\$479.85CR
145411175	DOOLEY	\$0.00	07/01/21	479.85	07/06/21	479.92	\$0.07CR
145412173	ELKINS	\$0.00	07/01/21	479.85	07/02/21	479.85	
					07/30/21	479.85	\$479.85CR
145413171	CODY	\$479.85	07/01/21	479.85	07/09/21	479.85	\$479.85
145414169	BEVERLY	\$0.00	07/01/21	479.85	07/09/21	479.85	\$0.00
145415167	BACK	\$0.00	07/01/21	479.85	07/09/21	479.85	\$0.00
145416165	PORTNER-CLARK	\$527.83	07/01/21	479.85	07/14/21	479.85	
					07/20/21	479.85	\$47.98
145418161	MIRZAEIARAASHI	\$0.00	07/01/21	479.85	07/13/21	479.85	\$0.00
145419160	WHITT	\$479.85CR	07/01/21	479.85	07/30/21	479.85	\$479.85CR
145421164	LAPIDUS	\$479.85CR	07/01/21	479.85	07/26/21	479.85	\$479.85CR
145424170	SALMEN	\$479.85	07/01/21	479.85	07/09/21	479.85	\$479.85
145425172	HEMIGHAUS	\$0.00	07/01/21	479.85	07/09/21	479.85	\$0.00
145426174	FELICIANO	\$0.00	07/01/21	479.85	07/01/21	479.85	\$0.00
145428183	LEIBEL	\$0.00	07/01/21	479.85	07/09/21	479.85	\$0.00
145429185	SPIEGEL	\$0.00	07/01/21	479.85	07/13/21	479.85	\$0.00
145431189	GENERAUX	\$0.00	07/01/21	479.85	07/15/21	479.85	\$0.00
145433119	ZANDIEH	\$0.00	07/01/21	479.85	07/09/21	479.85	\$0.00
145434121	BUTH	\$0.00	07/01/21	479.85	07/01/21	479.85	
					07/30/21	479.85	\$479.85CR
145435123	WILSON	\$0.00	07/01/21	479.85	07/08/21	479.85	\$0.00
145437127	DRANSFIELD	\$479.85CR	07/01/21	479.85	07/27/21	479.85	\$479.85CR
145438129	CANNON	\$0.00	07/01/21	479.85	07/09/21	479.85	\$0.00
145444141	KERR	\$0.71CR	07/01/21	479.85	07/06/21	480.00	
					07/30/21	480.00	\$480.86CR
145445142	RODRIGUEZ	\$100.75CR	07/01/21	479.85			\$379.10
145447144	HO	\$0.00	07/01/21	479.85	07/01/21	479.85	\$0.00
145448145	CAMPBELL	\$3,754.17	07/01/21	479.85	07/14/21	200.00	\$4,034.02
145449146	SCHAFF	\$0.00	07/01/21	479.85	07/02/21	479.85	
					07/30/21	479.85	\$479.85CR
145450147	LITTLE	\$0.90CR	07/01/21	479.85	07/13/21	220.00	
					07/13/21	259.00	\$0.05CR
145452149	ARNOLD	\$527.83	07/01/21	479.85	07/02/21	479.85	\$527.83
145454152	LONG	\$0.00	07/01/21	479.85	07/13/21	479.85	\$0.00
145455154	KHORRAMI	\$479.85CR	07/01/21	479.85			\$0.00
145457158	EDWARDS	\$0.00	07/01/21	479.85	07/20/21	479.85	\$0.00

Activity Report
From 07/01/21 To 07/31/21

* - Previous Owner or Renter

Sorted by		Beginning	Charges	Payments	Adjustment(+/-)	Ending	
Account Number	Name	Balance	Date	Amount	Date	Amount	
145458159	ENEV	\$0.90CR	07/01/21	479.85	07/06/21	479.00	\$0.05CR
145459157	MICHAEL	\$19.30CR	07/01/21	479.85	07/14/21	460.55	\$0.00
145460155	WATTEYNE	\$1,167.68	07/01/21	479.85	07/16/21	479.85	\$1,167.68
145461153	RUBERY	\$0.00	07/01/21	479.85	07/30/21	479.85	\$0.00
145462151	GROGAN-SINCLAIR	\$0.00	07/01/21	479.85	07/14/21	479.85	\$0.00
145463134	SCHWAARTZENBUF	\$0.00	07/01/21	479.85	07/13/21	479.85	\$0.00
145464136	GORE	\$479.85CR	07/01/21	479.85	07/09/21	479.85	\$479.85CR
145465138	KUGLER	\$0.00	07/01/21	479.85	07/12/21	479.85	
					07/28/21	479.85	\$479.85CR
145467132	AKAZAWA	\$0.00	07/01/21	479.85	07/13/21	479.85	\$0.00
145468130	OSHIRO	\$959.70	07/01/21	479.85	07/04/21	479.85	\$959.70
145469128	LEWKOWICZ	\$0.00	07/01/21	479.85	07/15/21	479.85	\$0.00
145471124	KHAMIS	\$0.00	07/01/21	479.85	07/19/21	480.00	\$0.15CR
145472122	KASAVAN	\$0.00	07/01/21	479.85	07/09/21	479.85	\$0.00
145474901	EVERETT	\$0.00	07/01/21	479.85	07/08/21	479.85	\$0.00
145476503	KNOTT	\$0.00	07/01/21	479.85	07/08/21	479.85	\$0.00
145478107	DANNA	\$0.00	07/01/21	479.85	07/09/21	479.85	\$0.00
145479409	COLLINS	\$0.00	07/01/21	479.85	07/06/21	479.85	\$0.00
145481713	EGAN	\$0.00	07/01/21	479.85	07/09/21	479.85	\$0.00
145482014	VAPALLA	\$0.00	07/01/21	479.85	07/09/21	479.85	\$0.00
	*ROSS	\$22.85					\$22.85
145483315	MARCOSE	\$0.00	07/01/21	479.85	07/08/21	479.85	
					07/27/21	479.85	\$479.85CR
145484616	SIKES	\$0.00	07/01/21	479.85	07/14/21	479.85	\$0.00
145485917	RACHEDI	\$0.00	07/01/21	479.85	07/16/21	479.85	\$0.00
145486218	PELLINO	\$479.85CR	07/01/21	479.85	07/06/21	479.85	
					07/28/21	479.85	\$959.70CR
145487519	PASSERO	\$0.00	07/01/21	479.85	07/09/21	479.85	\$0.00
145488821	SATTERLEE-HEENE	\$0.00	07/01/21	479.85	07/09/21	479.85	\$0.00
145489123	TYLER	\$0.00	07/01/21	479.85	07/21/21	479.85	\$0.00
145490128	LACA	\$0.00	07/01/21	479.85	07/12/21	479.85	\$0.00
145492724	WATERS	\$0.00	07/01/21	479.85	07/06/21	479.85	\$0.00
145493022	MAC GILVARY	\$0.00	07/01/21	479.85	07/06/21	479.85	
					07/29/21	479.85	\$479.85CR
145494320	LEHRER	\$0.00	07/01/21	479.85	07/09/21	479.85	\$0.00
145495612	MAHAJAN	\$0.00	07/01/21	479.85	07/13/21	479.85	\$0.00
145496910	FARIMAH	\$0.00	07/01/21	479.85	07/09/21	479.85	\$0.00
145497208	MATTOS	\$0.00	07/01/21	479.85	07/06/21	479.85	\$0.00
145499804	BIVENS	\$0.00	07/01/21	479.85	07/09/21	479.85	\$0.00
145500755	THOM	\$0.00	07/01/21	479.85	07/14/21	479.85	\$0.00
145501054	MCNAMEE	\$1,058.05	07/01/21	479.85	07/06/21	1,489.92	
					07/30/21	479.85	\$431.87CR
145502352	RURUP	\$0.00	07/01/21	479.85	07/14/21	479.85	\$0.00
145503650	LACERRA	\$0.90CR	07/01/21	479.85	07/14/21	480.00	\$1.05CR
145504948	BUSANSKY	\$0.00	07/01/21	479.85	07/09/21	479.85	\$0.00
145505247	BUTTON	\$0.00	07/01/21	479.85	07/15/21	479.85	\$0.00
145506546	ALVAREZ	\$0.00	07/01/21	479.85	07/09/21	479.85	\$0.00

Activity Report
From 07/01/21 To 07/31/21

* - Previous Owner or Renter

Sorted by		Beginning	Charges	Payments	Adjustment(+/-)	Ending			
Account Number	Name	Balance	Date	Amount	Date	Amount	Date	Amount	Balance
145507845	PERKINS	\$0.00	07/01/21	479.85	07/08/21	479.85			\$0.00
145508144	CHREST	\$0.00	07/01/21	479.85	07/06/21	479.85			\$0.00
145509442	GUREGHIAN	\$0.00	07/01/21	479.85	07/06/21	479.85			\$0.00
145510440	CARTER	\$0.00	07/01/21	479.85	07/01/21	479.85			
					07/31/21	479.85			\$479.85CR
145511738	MUZYKA	\$479.77CR	07/01/21	479.85	07/27/21	479.83			\$479.75CR
145512036	DUNLAP	\$479.85CR	07/01/21	479.85					\$0.00
145514633	SCHOENLOH	\$0.00	07/01/21	479.85	07/12/21	479.85			\$0.00
145515932	TRUSTEES	\$0.00	07/01/21	479.85	07/30/21	479.85			\$0.00
145516231	GALPIN	\$0.00	07/01/21	479.85	07/02/21	479.85			
					07/29/21	479.85			\$479.85CR
145517530	CAGLE	\$479.85CR	07/01/21	479.85	07/28/21	479.85			\$479.85CR
145518829	FARRELL	\$0.00	07/01/21	479.85	07/09/21	479.85			
					07/30/21	479.85			\$479.85CR
145519127	MARTIN	\$0.00	07/01/21	479.85	07/01/21	479.85			\$0.00
145520125	WALTHER	\$479.85CR	07/01/21	479.85	07/30/21	479.85			\$479.85CR
145521435	LIEBL	\$0.00	07/01/21	479.85	07/01/21	479.85			\$0.00
145522737	PAULSON	\$0.00	07/01/21	479.85	07/02/21	479.85			
					07/29/21	479.85			\$479.85CR
145523039	LOW	\$0.00	07/01/21	479.85	07/12/21	479.85			\$0.00
145524341	LU	\$959.70CR	07/01/21	479.85					\$479.85CR
145525643	CASEY	\$166.70	07/01/21	479.85	07/15/21	479.85			\$166.70
145526949	JEFFRIES	\$1,439.55	07/01/21	479.85	07/09/21	479.85			\$1,439.55
145527251	PARGAS	\$0.00	07/01/21	479.85	07/16/21	479.85			\$0.00
145528553	AMED	\$0.00	07/01/21	479.85	07/09/21	479.85			\$0.00
145529856	RUBIO	\$0.00	07/01/21	479.85	07/01/21	479.85			\$0.00
145530857	DOWNES	\$0.00	07/01/21	479.85	07/07/21	479.85			\$0.00
145531158	FENTON	\$0.00	07/01/21	479.85	07/06/21	479.85			
					07/29/21	479.85			\$479.85CR
145533760	RAZI	\$79.85CR	07/01/21	479.85	07/14/21	479.85			\$79.85CR
145534062	VIGIL	\$0.00	07/01/21	479.85	07/09/21	479.85			
					07/13/21	479.85			\$479.85CR
145535364	MACHEN	\$0.00	07/01/21	479.85	07/15/21	479.85			\$0.00
145536666	GODBOUT	\$0.00	07/01/21	479.85	07/09/21	479.85			\$0.00
145537968	HYDE	\$0.00	07/01/21	479.85	07/16/21	479.85			\$0.00
145539571	FAZIO	\$0.00	07/01/21	479.85	07/09/21	479.85			\$0.00
145541873	PENN	\$0.00	07/01/21	479.85	07/09/21	479.85			\$0.00
145542174	GRANE	\$0.00	07/01/21	479.85	07/12/21	479.85			\$0.00
145545077	EMERSON	\$6,187.45	07/01/21	479.85					
			07/31/21	47.98					\$6,715.28
145546379	MARGULIES	\$6,375.59	07/01/21	479.85	07/07/21	340.00			
					07/27/21	340.00			\$6,175.44
145547681	MODEER	\$0.75CR	07/01/21	479.85	07/01/21	480.00			\$0.90CR
145548983	SABELLA	\$552.83	07/01/21	479.85	07/09/21	1,007.68			\$25.00
145549284	SHUMATE	\$550.68	07/01/21	479.85					
			07/31/21	47.98					\$1,078.51
145551580	BASHE	\$0.00	07/01/21	479.85	07/01/21	479.85			\$0.00
145552878	O'BUCHON	\$0.00	07/01/21	479.85	07/08/21	479.85			\$0.00
145553169	GARRETT	\$0.00	07/01/21	479.85	07/20/21	479.85			\$0.00

Activity Report
From 07/01/21 To 07/31/21

* - Previous Owner or Renter

Sorted by		Beginning	Charges	Payments	Adjustment(+/-)	Ending
Account Number	Name	Balance	Date	Amount	Date	Amount
145554467	BECK	\$0.00	07/01/21	479.85	07/07/21	479.85
					07/29/21	479.85
						\$479.85CR
145557361	BROWN	\$0.00	07/01/21	479.85	07/15/21	479.85
145558117	BOULTINGHOUSE	\$0.00	07/01/21	479.85	07/15/21	479.85
145559115	CHIDIAC	\$0.00	07/01/21	479.85	07/06/21	479.85
145560113	WOLF	\$0.00	07/01/21	479.85	07/07/21	479.85
145561118	DUPUY	\$0.00	07/01/21	479.85	07/09/21	479.85
145562116	BREWER	\$0.00	07/01/21	479.85	07/02/21	479.85
					07/28/21	479.85
						\$479.85CR
145566110	JORDAN	\$0.00			07/13/21	479.85
	*VEEDER	\$0.00	07/01/21	479.85	07/09/21	479.85
					07/13/21	479.85
						\$479.85CR
145567109	CICINELL	\$0.00	07/01/21	479.85	07/09/21	479.85
145568108	BRAUCHLER	\$0.00	07/01/21	479.85	07/09/21	479.85
145569107	LEWIS	\$490.15CR	07/01/21	479.85	07/27/21	479.85
145571105	WILLISTON	\$379.70	07/01/21	479.85	07/21/21	479.85
145572104	ROSALES	\$0.00	07/01/21	479.85	07/09/21	479.85
145573103	FAIRCLOUGH	\$0.00	07/01/21	479.85	07/12/21	479.85
145574102	SHERKAT-ANDJOM,	\$0.00	07/01/21	479.85	07/06/21	479.85
						\$0.00
145575101	ZEKAVATI	\$479.85CR	07/01/21	479.85	07/28/21	479.85
145576100	GOODCHILD	\$0.00	07/01/21	479.85	07/15/21	479.85
					07/29/21	479.85
						\$479.85CR
145577799	TONEY	\$0.00	07/01/21	479.85	07/02/21	479.85
					07/30/21	479.85
						\$479.85CR
145578097	FOLDING	\$0.00	07/01/21	479.85	07/09/21	479.85
145580393	11851	\$359.75CR	07/01/21	479.85	07/12/21	5,800.00
						\$5,679.90CR
145582989	ST PIERRE	\$0.00	07/01/21	479.85	07/09/21	479.85
145584585	KACINSKAS	\$0.00	07/01/21	479.85	07/12/21	479.85
145586188	MORGENSTERN	\$479.85CR	07/01/21	479.85	07/30/21	479.85
145588791	HERNANDEZ	\$477.30CR	07/01/21	479.85	07/01/21	479.00
145588792	THOMPSON	\$959.70CR	07/01/21	479.85	07/09/21	479.85
145589094	SAILE	\$0.00	07/01/21	479.85	07/09/21	479.85
145590096	MINDER	\$0.00	07/01/21	479.85	07/14/21	479.85
145591398	EDDY	\$0.65	07/01/21	479.85	07/16/21	479.85
						\$0.65
192236181	MAGGINETTI	\$454.85CR	07/01/21	479.85	07/30/21	479.85
192926135	GREEN	\$0.00	07/01/21	479.85	07/09/21	479.85
193147131	PARK	\$0.00	07/01/21	479.85	07/09/21	479.85
194359166	LOCKETT	\$0.00	07/01/21	479.85	07/15/21	479.85
194560163	BLACK	\$0.00	07/01/21	479.85	07/08/21	479.85
195164156	MORIARTY	\$479.85CR	07/01/21	479.85	07/30/21	479.85
201953196	LANNERS	\$0.00	07/01/21	479.85	07/07/21	479.85
202594139	SIMON	\$479.85CR	07/01/21	479.85	07/16/21	479.85
204278177	JAMES	\$0.00	07/01/21	479.85	07/08/21	479.85
206862150	MILLER	\$0.00	07/01/21	479.85	07/16/21	479.85
209059114	ERSHADI	\$0.90CR	07/01/21	479.85	07/13/21	479.00
						\$0.05CR
209453511	SANDACZ	\$0.00	07/01/21	479.85	07/09/21	479.85
						\$0.00
210174559	DAY	\$0.00	07/01/21	479.85	07/02/21	479.85
					07/30/21	479.85
						\$479.85CR
210901990	PERROTTA	\$0.00	07/01/21	479.85	07/19/21	479.85

Activity Report
From 07/01/21 To 07/31/21

* - Previous Owner or Renter

Sorted by		Beginning	Charges	Payments	Adjustment(+/-)	Ending	
Account Number	Name	Balance	Date	Amount	Date	Amount	
					07/28/21	502.70	\$502.70CR
212193287	MCKENNA	\$0.00	07/01/21	479.85	07/02/21	479.85	
					07/28/21	479.85	\$479.85CR
212767795	PLOSKER	\$479.85CR	07/01/21	479.85	07/29/21	479.85	\$479.85CR
215030191	BOWMAN	\$0.00	07/01/21	479.85	07/16/21	479.85	\$0.00
216061826	SAER	\$479.85CR	07/01/21	479.85			\$0.00
216432634	HOFFNAGLE	\$0.00	07/01/21	479.85	07/06/21	479.85	\$0.00
217053086	AMIRINAZARI	\$0.00	07/01/21	479.85	07/09/21	479.85	\$0.00
217071140	DAGGER	\$0.00	07/01/21	479.85	07/13/21	479.85	\$0.00
219553120	RAUP	\$0.00	07/01/21	479.85	07/16/21	479.85	\$0.00
220050702	BRADFORD	\$0.00	07/01/21	479.85	07/12/21	479.85	\$0.00
220676382	ENCIN	\$0.00	07/01/21	479.85	07/13/21	479.85	\$0.00
221122125	CHEN	\$0.00	07/01/21	479.85	07/09/21	479.85	\$0.00
221191163	WHITFIELD	\$0.00	07/01/21	479.85	07/12/21	479.85	\$0.00
221492006	BARROWS	\$0.00	07/01/21	479.85	07/20/21	479.85	\$0.00
225385505	HADJEGHAFFAIR	\$479.85	07/01/21	479.85	07/01/21	479.85	\$479.85
228538133	KIM	\$0.00	07/01/21	479.85	07/15/21	479.85	\$0.00
228883178	GIBSON	\$0.00	07/01/21	479.85	07/15/21	479.85	\$0.00
228928187	VANDUSEN	\$0.00	07/01/21	479.85	07/06/21	479.85	\$0.00
229512148	ROLLINS	\$0.00	07/01/21	479.85	07/19/21	479.85	\$0.00
232102143	ARSHADI	\$70.70	07/01/21	479.85	07/20/21	479.85	\$70.70
232303170	FUIJARRO	\$0.00	07/01/21	479.85	07/09/21	479.85	\$0.00
234001197	JAMISON	\$0.00	07/01/21	479.85	07/12/21	479.85	\$0.00
234742182	AMIROF	\$0.00	07/01/21	479.85	07/09/21	479.85	\$0.00
234772965	LEWIS	\$0.00	07/01/21	479.85	07/12/21	479.85	\$0.00
235415126	NGUYEN	\$0.00	07/01/21	479.85	07/19/21	479.85	\$0.00
235466168	ADHIKARI	\$0.00	07/01/21	479.85	07/09/21	479.85	\$0.00
235542376	BRADLEY	\$0.00	07/01/21	479.85	07/01/21	479.85	
					07/30/21	479.85	\$479.85CR
235663137	WONG	\$0.00	07/01/21	479.85	07/02/21	479.85	\$0.00
236774162	GRANATA	\$1,967.38	07/01/21	479.85			
			07/31/21	47.98			\$2,495.21
	*POOR	\$457.00					\$457.00
238250111	CUTTING	\$0.00	07/01/21	479.85	07/01/21	479.85	\$0.00
239786112	ALONSO	\$479.85CR	07/01/21	479.85	07/09/21	479.85	\$479.85CR
	*ANGELILLO	\$411.30CR					\$411.30CR
240429372	LOPEZ	\$0.00	07/01/21	479.85	07/09/21	479.85	\$0.00
240872375	ORLOFF	\$959.70	07/01/21	479.85			
			07/31/21	47.98			\$1,487.53
242006106	GERSON	\$0.00	07/01/21	479.85	07/04/21	479.85	\$0.00
TOTAL:		\$13,693.81		94,722.37		109,946.20	\$1,530.02CR